

MINI TROPHEE DES BOUCHONS

Saison 2017/2018

Mini Z Car Champenois

4^{ème} manche

11/02/2018

Résultats finaux
Résultats par manche

M4-17/18 Champagne

Place	Pilote	Catégorie	Club	Détail
1	VANDEN BERGHE Jean	4 Tout Noobs	MRCF	Phase finale 1 en 30T 7'6.04 Manche 1 en 30T 7'6.94
2	BOISSELAT Rayan	4 Tout Noobs	CAMM	Phase finale 1 en 29T 7'5.03 Manche 5 en 29T 7'8.78
3	MARTELIN Mateo	4 Tout Noobs	BMR	Manche 4 en 29T 7'12.74 Manche 2 en 28T 7'9.44
4	CHARENTREUIL Luca	4 Tout Noobs	AMZ 38	Phase finale 1 en 28T 7'1.76 Manche 5 en 27T 7'0.35
5	DUBOIS Philippe	4 Tout Noobs	MZCC	Manche 4 en 26T 7'9.63 Phase finale 1 en 26T 7'11.41
Nombre de lignes : 5				

M4-17/18 Champagne

Place	Pilote	Catégorie	Club	Détail
1	JOLYPRAT Mathis	3 Promo	MRCF	Manche 4 en 33T 7'7.94 Manche 1 en 33T 7'13.69
2	COELHO Lucas	3 Promo	CAMM	Manche 3 en 32T 7'3.51 Manche 5 en 32T 7'14.90
3	ROLLANDEZ Nolan	3 Promo	MMB	Manche 5 en 30T 7'0.18 Manche 3 en 30T 7'0.63
4	PREVOST Stéphane	3 Promo	MRCF	Manche 2 en 30T 7'1.93 Phase finale 1 en 30T 7'9.16
5	DALLIERE Jean-Pierre	3 Promo	MMB	Phase finale 1 en 31T 7'12.44 Manche 4 en 29T 7'0.73
6	BOISSELAT Ludovic	3 Promo	CAMM	Manche 4 en 30T 7'5.79 Manche 1 en 30T 7'15.33
7	MEILLAND Franck	3 Promo	mbsm42	Manche 3 en 30T 7'13.46 Manche 5 en 29T 7'1.68
8	DAMIANI Fabrice	3 Promo	MMB	Phase finale 1 en 30T 7'13.10 Manche 5 en 29T 7'3.25
9	ALVES Filipe	3 Promo	MMB	Manche 5 en 30T 7'5.98 Manche 4 en 29T 7'11.52
10	FLORENT Marc	3 Promo	AMR Caveirac	Phase finale 1 en 29T 7'5.74 Manche 5 en 29T 7'7.29
11	DELRIEUX Fabien	3 Promo	Bmrc	Manche 3 en 29T 7'11.91 Manche 2 en 29T 7'15.84
12	DAMIANI Lucas	3 Promo	MMB	Manche 5 en 29T 7'3.95 Manche 4 en 28T 7'4.40
13	DELORME Alain	3 Promo	CAMM	Phase finale 1 en 29T 7'12.10 Manche 5 en 28T 7'8.73
14	VANDEN BERGHE Daniel	3 Promo	MRCF	Manche 5 en 29T 7'11.38 Manche 4 en 27T 7'3.48
15	AHR Alois	3 Promo	MZCS	Manche 1 en 28T 7'7.24 Phase finale 1 en 28T 7'14.77
16	HUBAULT Alain	3 Promo	MZCS	Manche 5 en 28T 7'11.95 Phase finale 1 en 27T 7'1.09
17	JANTZEN Eric	3 Promo	CAMSE	Phase finale 1 en 27T 7'3.74 Manche 4 en 27T 7'11.58
18	CHENAILLE Eric	3 Promo	mbsm42	Manche 3 en 27T 7'14.56 Phase finale 1 en 26T 7'4.95
19	LEORAT Sylvain	3 Promo	mbsm42	Phase finale 1 en 27T 7'3.02 Manche 1 en 24T 7'2.82
20	JAMES Pascal	3 Promo	MZCC	Phase finale 1 en 18T 7'3.21 Manche 5 en 17T 7'7.70

Nombre de lignes : 20

M4-17/18 Champagne

Place	Pilote	Catégorie	Club	Détail
1	MARTELIN Christophe	2 Open	BMR	Manche 5 en 37T 7'11.22 Manche 4 en 36T 7'0.31
2	FILLOUX Pierre	2 Open	MZCC	Phase finale 1 en 36T 7'9.83 Manche 3 en 35T 7'0.75
3	MENETRE Damien	2 Open	AMR Caveirac	Phase finale 1 en 35T 7'0.27 Manche 5 en 35T 7'8.61
4	CASSARO Fabrice	2 Open	MRC84	Manche 5 en 35T 7'5.64 Manche 4 en 34T 7'3.58
5	WATRELOT Michael	2 Open	CAMM	Manche 4 en 35T 7'5.25 Manche 5 en 34T 7'5.59
6	COELHO Yoann	2 Open	CAMM	Phase finale 1 en 35T 7'9.11 Manche 3 en 34T 7'1.82
7	JANTZEN Néo	2 Open	CAMSE	Manche 5 en 35T 7'10.31 Manche 4 en 34T 7'1.45
8	SIBILIA Jérôme	2 Open	MZCC	Manche 2 en 35T 7'9.85 Manche 4 en 34T 7'28.32
9	MENETRE Arnaud	2 Open	AMR Caveirac	Manche 1 en 34T 7'3.99 Phase finale 1 en 34T 7'4.99
10	MONBAILLY Laurent	2 Open	Team Maxim'ôme	Manche 3 en 34T 7'6.91 Manche 4 en 34T 7'7.90
11	BEINING Olivier	2 Open	MZCS	Manche 3 en 34T 7'2.88 Manche 4 en 33T 7'9.59
12	CHARENTREUIL Richard	2 Open	AMZ 38	Manche 5 en 33T 7'3.18 Phase finale 1 en 33T 7'8.11
13	LEPINEC Gilles	2 Open	SANS	Manche 2 en 34T 7'10.09 Manche 4 en 32T 7'1.27
14	DA ROCHA Philippe	2 Open	MZCC	Manche 5 en 33T 7'11.32 Manche 4 en 32T 7'0.05
15	BESSET Cyril	2 Open	MZCC	Manche 5 en 33T 7'12.77 Manche 3 en 32T 7'2.51
16	MENETRE Yann	2 Open	AMR Caveirac	Manche 3 en 33T 7'12.10 Phase finale 1 en 32T 7'11.23
17	REGNAUX LARTOT Stephan	2 Open	Team Maxim'ôme	Manche 4 en 32T 7'1.92 Phase finale 1 en 32T 7'2.84
18	BERNIN Franck	2 Open	MZCC	Manche 4 en 33T 7'7.70 Manche 5 en 31T 6'57.87
19	DESVIGNES Christophe	2 Open	CAMM	Phase finale 1 en 32T 7'7.02 Manche 3 en 32T 7'8.33
20	DESCHAMPS Eric	2 Open	MMB	Manche 2 en 32T 7'7.57 Manche 5 en 32T 7'8.17
21	GIRARDIN Damien	2 Open	CAMM	Phase finale 1 en 33T 7'11.17 Manche 3 en 31T 7'9.39
22	GUYOT Jean-Pierre	2 Open	MZCC	Phase finale 1 en 32T 7'7.39 Manche 5 en 31T 7'2.30
23	SAUTAREL Christophe	2 Open	BUZZ RC	Phase finale 1 en 30T 7'2.07 Manche 2 en 30T 7'4.85
24	DESCHAMPS Esteban	2 Open	MMB	Manche 4 en 30T 7'0.66 Manche 3 en 29T 7'6.28
25	LAPLACE Romain	2 Open	CAMM	Manche 5 en 30T 7'7.79 Manche 2 en 29T 7'0.92
26	MAUREL Yannick	2 Open	MZCC	Manche 3 en 30T 7'11.90 Manche 4 en 29T 7'6.20

Nombre de lignes : 26

M4-17/18 Champagne

Place	Pilote	Catégorie	Club	Détail
1	SAUX Georges	1 Super Trophée	Abeille	Phase finale 1 en 40T 7'3.09 Manche 5 en 40T 7'5.05
2	BARIOT Patrick	1 Super Trophée	Toulon	Manche 3 en 39T 7'7.23 Manche 4 en 39T 7'9.88
3	PION-ROUX Loris	1 Super Trophée	BMR	Phase finale 1 en 39T 7'5.88 Manche 3 en 38T 7'3.10
4	DASSANAYAKE Cham	1 Super Trophée	AMCR	Manche 5 en 38T 7'2.54 Manche 4 en 38T 7'6.17
5	DELORME Bastien	1 Super Trophée	BMR	Phase finale 1 en 38T 7'7.80 Manche 5 en 38T 7'8.49
6	FLAMENT Sebastien	1 Super Trophée	MZCC	Manche 3 en 36T 7'6.51 Manche 4 en 36T 7'8.64
7	THIBAUT Olivier	1 Super Trophée	MZCC	Manche 5 en 36T 7'2.35 Phase finale 1 en 35T 7'0.42
8	HEURTEL Anthony	1 Super Trophée	MZCC	Phase finale 1 en 36T 7'3.79 Manche 4 en 35T 7'0.73
9	ROUVIERE Sebastien	1 Super Trophée	BMR	Manche 4 en 35T 7'2.02 Phase finale 1 en 35T 7'4.55
10	MOME David	1 Super Trophée	MRCF	Phase finale 1 en 35T 7'2.46 Manche 4 en 35T 7'5.24
11	TISSOT Pierre	1 Super Trophée	MZCC	Phase finale 1 en 35T 7'3.44 Manche 3 en 34T 7'2.75
12	ROLLANDEZ Gilles	1 Super Trophée	MMB	Phase finale 1 en 35T 7'3.16 Manche 1 en 34T 7'4.68
13	TAMASI Nicolas	1 Super Trophée	MZCC	Manche 1 en 35T 7'13.39 Phase finale 1 en 34T 7'8.08
14	SPRIMONT Marc	1 Super Trophée	MRCT	Manche 4 en 35T 7'9.86 Manche 2 en 33T 7'6.30
15	MEARINI Renaud	1 Super Trophée	MZCC	Manche 5 en 35T 7'7.27 Manche 1 en 30T 7'1.22
16	ROCH Ammanuel	1 Super Trophée	Team Maxim'ôme	Manche 2 en -1T 0.00 Manche 3 en -1T 0.00

Nombre de lignes : 16

M4-17/18 Champagne

Place	Pilote	Catégorie	Club	Détail
1	SAUX Georges	1 Super Trophée	Abeille	Phase finale 1 en 40T 7'3.09 Manche 5 en 40T 7'5.05
2	BARIOT Patrick	1 Super Trophée	Toulon	Manche 3 en 39T 7'7.23 Manche 4 en 39T 7'9.88
3	PION-ROUX Loris	1 Super Trophée	BMR	Phase finale 1 en 39T 7'5.88 Manche 3 en 38T 7'3.10
4	DASSANAYAKE Cham	1 Super Trophée	AMCR	Manche 5 en 38T 7'2.54 Manche 4 en 38T 7'6.17
5	DELORME Bastien	1 Super Trophée	BMR	Phase finale 1 en 38T 7'7.80 Manche 5 en 38T 7'8.49
6	MARTELIN Christophe	2 Open	BMR	Manche 5 en 37T 7'11.22 Manche 4 en 36T 7'0.31
7	FLAMENT Sebastien	1 Super Trophée	MZCC	Manche 3 en 36T 7'6.51 Manche 4 en 36T 7'8.64
8	THIBAUT Olivier	1 Super Trophée	MZCC	Manche 5 en 36T 7'2.35 Phase finale 1 en 35T 7'0.42
9	HEURTEL Anthony	1 Super Trophée	MZCC	Phase finale 1 en 36T 7'3.79 Manche 4 en 35T 7'0.73
10	FILLOUX Pierre	2 Open	MZCC	Phase finale 1 en 36T 7'9.83 Manche 3 en 35T 7'0.75
11	ROUVIERE Sebastien	1 Super Trophée	BMR	Manche 4 en 35T 7'2.02 Phase finale 1 en 35T 7'4.55
12	MOME David	1 Super Trophée	MRCF	Phase finale 1 en 35T 7'2.46 Manche 4 en 35T 7'5.24
13	MENETRE Damien	2 Open	AMR Caveirac	Phase finale 1 en 35T 7'0.27 Manche 5 en 35T 7'8.61
14	TISSOT Pierre	1 Super Trophée	MZCC	Phase finale 1 en 35T 7'3.44 Manche 3 en 34T 7'2.75
15	ROLLANDEZ Gilles	1 Super Trophée	MMB	Phase finale 1 en 35T 7'3.16 Manche 1 en 34T 7'4.68
16	CASSARO Fabrice	2 Open	MRC84	Manche 5 en 35T 7'5.64 Manche 4 en 34T 7'3.58
17	WATRELOT Michael	2 Open	CAMM	Manche 4 en 35T 7'5.25 Manche 5 en 34T 7'5.59
18	COELHO Yoann	2 Open	CAMM	Phase finale 1 en 35T 7'9.11 Manche 3 en 34T 7'1.82
19	JANTZEN Néo	2 Open	CAMSE	Manche 5 en 35T 7'10.31 Manche 4 en 34T 7'1.45
20	TAMASI Nicolas	1 Super Trophée	MZCC	Manche 1 en 35T 7'13.39 Phase finale 1 en 34T 7'8.08
21	SIBILIA Jérôme	2 Open	MZCC	Manche 2 en 35T 7'9.85 Manche 4 en 34T 7'28.32
22	MENETRE Arnaud	2 Open	AMR Caveirac	Manche 1 en 34T 7'3.99 Phase finale 1 en 34T 7'4.99
23	MONBAILLY Laurent	2 Open	Team Maxim'ôme	Manche 3 en 34T 7'6.91 Manche 4 en 34T 7'7.90
24	SPRIMONT Marc	1 Super Trophée	MRCT	Manche 4 en 35T 7'9.86 Manche 2 en 33T 7'6.30
25	BEINING Olivier	2 Open	MZCS	Manche 3 en 34T 7'2.88 Manche 4 en 33T 7'9.59
26	CHARENTREUIL Richard	2 Open	AMZ 38	Manche 5 en 33T 7'3.18 Phase finale 1 en 33T 7'8.11
27	LEPINEC Gilles	2 Open	SANS	Manche 2 en 34T 7'10.09 Manche 4 en 32T 7'1.27
28	JOLYPRAT Mathis	3 Promo	MRCF	Manche 4 en 33T 7'7.94 Manche 1 en 33T 7'13.69

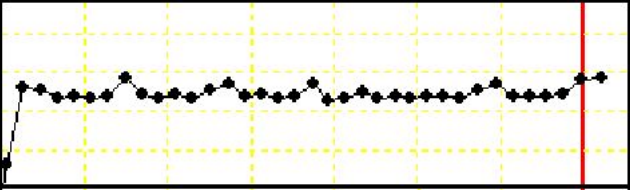


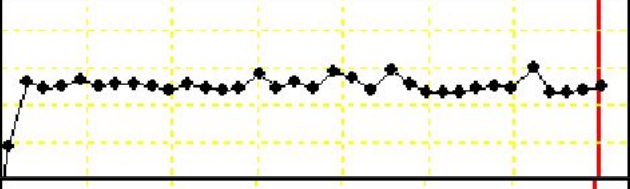
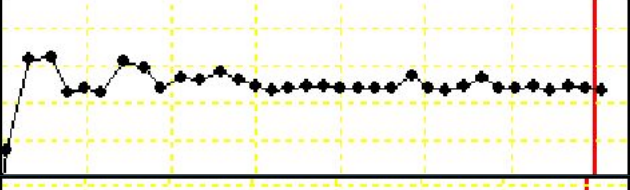
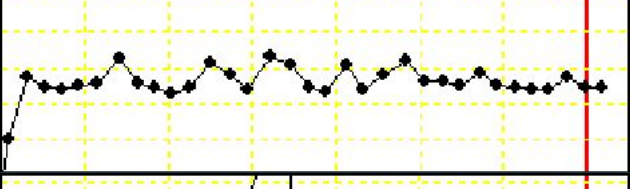



Place	Pilote	Catégorie	Club	Détail
29	MEARINI Renaud	1 Super Trophée	MZCC	Manche 5 en 35T 7'7.27 Manche 1 en 30T 7'1.22
30	DA ROCHA Philippe	2 Open	MZCC	Manche 5 en 33T 7'11.32 Manche 4 en 32T 7'0.05
31	BESSET Cyril	2 Open	MZCC	Manche 5 en 33T 7'12.77 Manche 3 en 32T 7'2.51
32	MENETRE Yann	2 Open	AMR Caveirac	Manche 3 en 33T 7'12.10 Phase finale 1 en 32T 7'11.23
33	REGNAUX LARTOT Stephan	2 Open	Team Maxim'ôme	Manche 4 en 32T 7'1.92 Phase finale 1 en 32T 7'2.84
34	BERNIN Franck	2 Open	MZCC	Manche 4 en 33T 7'7.70 Manche 5 en 31T 6'57.87
35	DESVIGNES Christophe	2 Open	CAMM	Phase finale 1 en 32T 7'7.02 Manche 3 en 32T 7'8.33
36	DESCHAMPS Eric	2 Open	MMB	Manche 2 en 32T 7'7.57 Manche 5 en 32T 7'8.17
37	COELHO Lucas	3 Promo	CAMM	Manche 3 en 32T 7'3.51 Manche 5 en 32T 7'14.90
38	GIRARDIN Damien	2 Open	CAMM	Phase finale 1 en 33T 7'11.17 Manche 3 en 31T 7'9.39
39	GUYOT Jean-Pierre	2 Open	MZCC	Phase finale 1 en 32T 7'7.39 Manche 5 en 31T 7'2.30
40	ROLLANDEZ Nolan	3 Promo	MMB	Manche 5 en 30T 7'0.18 Manche 3 en 30T 7'0.63
41	SAUTAREL Christophe	2 Open	BUZZ RC	Phase finale 1 en 30T 7'2.07 Manche 2 en 30T 7'4.85
42	PREVOST Stéphane	3 Promo	MRCF	Manche 2 en 30T 7'1.93 Phase finale 1 en 30T 7'9.16
43	VANDEN BERGHE Jean	4 Tout Noobs	MRCF	Phase finale 1 en 30T 7'6.04 Manche 1 en 30T 7'6.94
44	DALLIERE Jean-Pierre	3 Promo	MMB	Phase finale 1 en 31T 7'12.44 Manche 4 en 29T 7'0.73
45	BOISSELAT Ludovic	3 Promo	CAMM	Manche 4 en 30T 7'5.79 Manche 1 en 30T 7'15.33
46	DESCHAMPS Esteban	2 Open	MMB	Manche 4 en 30T 7'0.66 Manche 3 en 29T 7'6.28
47	LAPLACE Romain	2 Open	CAMM	Manche 5 en 30T 7'7.79 Manche 2 en 29T 7'0.92
48	MEILLAND Franck	3 Promo	mbsm42	Manche 3 en 30T 7'13.46 Manche 5 en 29T 7'1.68
49	DAMIANI Fabrice	3 Promo	MMB	Phase finale 1 en 30T 7'13.10 Manche 5 en 29T 7'3.25
50	ALVES Filipe	3 Promo	MMB	Manche 5 en 30T 7'5.98 Manche 4 en 29T 7'11.52
51	MAUREL Yannick	2 Open	MZCC	Manche 3 en 30T 7'11.90 Manche 4 en 29T 7'6.20
52	FLORENT Marc	3 Promo	AMR Caveirac	Phase finale 1 en 29T 7'5.74 Manche 5 en 29T 7'7.29
53	BOISSELAT Rayan	4 Tout Noobs	CAMM	Phase finale 1 en 29T 7'5.03 Manche 5 en 29T 7'8.78
54	DELRIEUX Fabien	3 Promo	Bmrc	Manche 3 en 29T 7'11.91 Manche 2 en 29T 7'15.84
55	DAMIANI Lucas	3 Promo	MMB	Manche 5 en 29T 7'3.95 Manche 4 en 28T 7'4.40
56	DELORME Alain	3 Promo	CAMM	Phase finale 1 en 29T 7'12.10 Manche 5 en 28T 7'8.73
57	MARTELIN Mateo	4 Tout Noobs	BMR	Manche 4 en 29T 7'12.74 Manche 2 en 28T 7'9.44
58	VANDEN BERGHE Daniel	3 Promo	MRCF	Manche 5 en 29T 7'11.38 Manche 4 en 27T 7'3.48

Place	Pilote	Catégorie	Club	Détail
59	AHR Alois	3 Promo	MZCS	Manche 1 en 28T 7'7.24 Phase finale 1 en 28T 7'14.77
60	CHARENTREUIL Luca	4 Tout Noobs	AMZ 38	Phase finale 1 en 28T 7'1.76 Manche 5 en 27T 7'0.35
61	HUBAULT Alain	3 Promo	MZCS	Manche 5 en 28T 7'11.95 Phase finale 1 en 27T 7'1.09
62	JANTZEN Eric	3 Promo	CAMSE	Phase finale 1 en 27T 7'3.74 Manche 4 en 27T 7'11.58
63	CHENAILLE Eric	3 Promo	mbsm42	Manche 3 en 27T 7'14.56 Phase finale 1 en 26T 7'4.95
64	DUBOIS Philippe	4 Tout Noobs	MZCC	Manche 4 en 26T 7'9.63 Phase finale 1 en 26T 7'11.41
65	LEORAT Sylvain	3 Promo	mbsm42	Phase finale 1 en 27T 7'3.02 Manche 1 en 24T 7'2.82
66	JAMES Pascal	3 Promo	MZCC	Phase finale 1 en 18T 7'3.21 Manche 5 en 17T 7'7.70
67	ROCH Ammanuel	1 Super Trophée	Team Maxim'ôme	Manche 2 en -1T 0.00 Manche 3 en -1T 0.00
Nombre de lignes : 67				

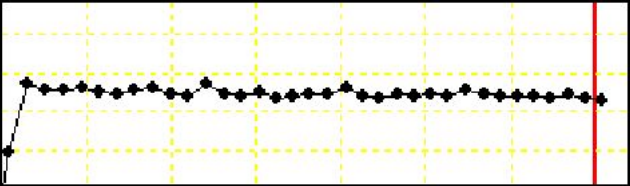
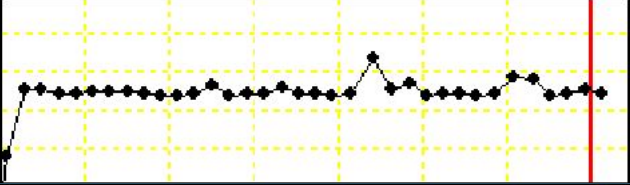
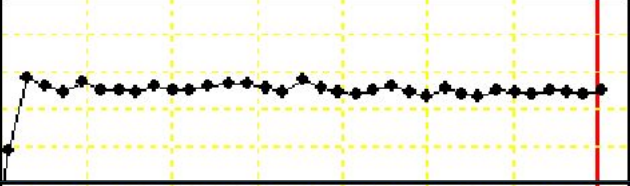
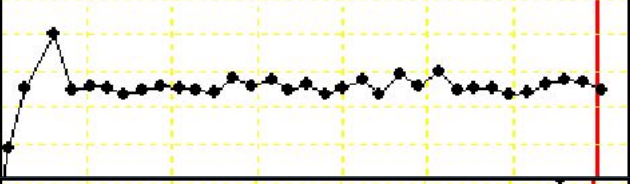

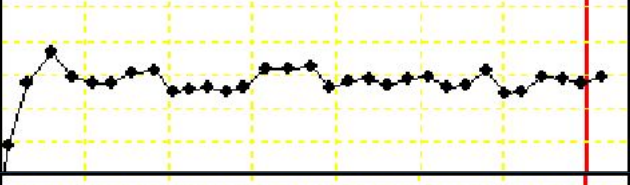
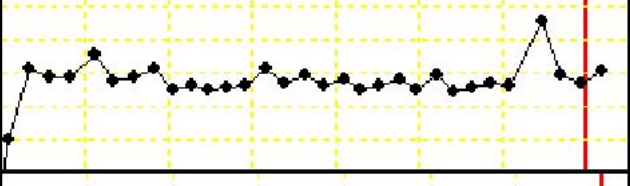


Manche 1 SerieA

PI	Pilote	To	Temps	Max	Min	Graphe
1	SAUX Georges	38	07:01:58	00:14:60	00:10:19	
2	BARIOT Patrick	38	07:02:24	00:14:26	00:10:47	
3	DASSANAYAKE C	37	07:10:90	00:15:65	00:10:65	
4	THIBAUT Olivier	34	07:02:42	00:16:59	00:11:34	
5	FLAMENT Sebastie	34	07:05:60	00:14:04	00:11:25	
6	LEPINEC Gilles	32	07:07:84	00:24:67	00:10:91	
7	MEARINI Renaud	30	07:01:22	00:19:14	00:11:47	
8	MARTELIN Christo	30	07:06:55	00:24:70	00:10:99	
9	PION-ROUX Loris	24	07:00:04	01:46:47	00:10:65	

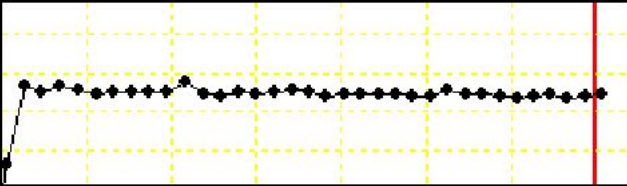

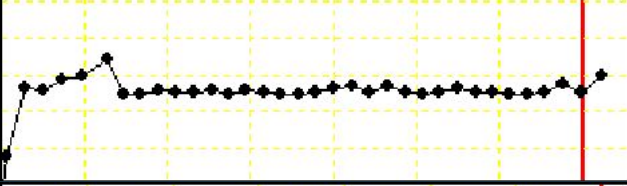
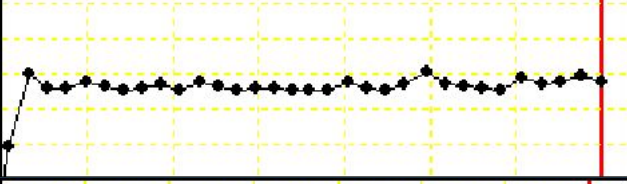
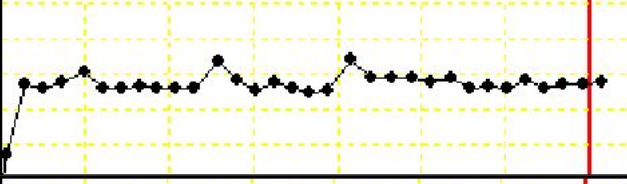
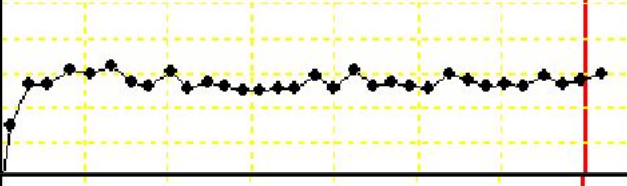
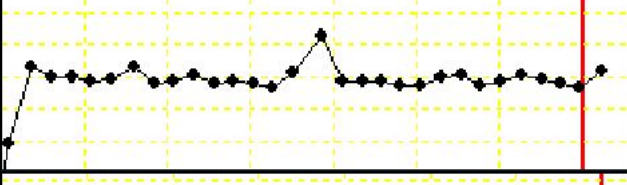

Manche 1 SerieB

PI	Pilote	To	Temps	Max	Min	Graphe
1	TAMASI Nicolas	35	07:13:39	00:14:19	00:11:45	
2	MOME David	34	07:12:62	00:15:36	00:11:82	
3	CASSARO Fabrice	34	07:13:12	00:16:89	00:11:02	
4	ROUVIERE Sebastien	33	07:01:60	00:14:99	00:11:58	
5	MONBAILLY Laure	33	07:04:43	00:16:25	00:11:46	
6	TISSOT Pierre	32	07:09:98	00:16:50	00:11:57	
7	FILLOUX Pierre	32	07:10:90	00:39:03	00:11:16	
8	DELORME Bastien	22	05:37:31	01:10:64	00:10:83	
9	HEURTEL Anthony	21	05:58:83	00:56:41	00:11:34	

Manche 1 SerieC

PI	Pilote	To	Temps	Max	Min	Graphe
1	ROLLANDEZ Gilles	34	07:04:68	00:13:73	00:11:56	
2	MENETRE Damien	34	07:07:39	00:16:82	00:11:79	
3	WATRELOT Micha	33	07:02:61	00:14:16	00:11:81	
4	REGNAUX LARTO	32	07:02:93	00:20:10	00:11:70	
5	SIBILIA Jérôme	32	07:06:37	00:26:32	00:11:48	
6	BESSET Cyril	30	07:10:28	00:18:41	00:12:33	
7	DA ROCHA Philipp	30	07:11:00	00:22:58	00:12:33	
8	SPRIMONT Marc	20	04:16:85	00:15:59	00:11:79	
9	BERNIN Franck	20	04:53:78	00:24:41	00:11:85	

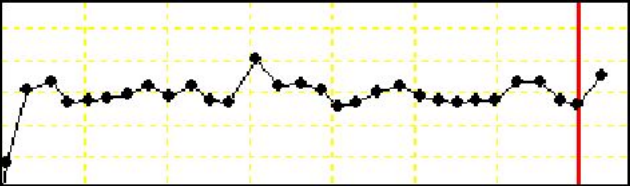
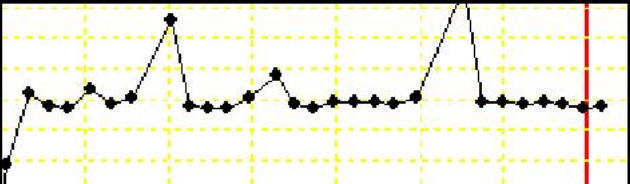
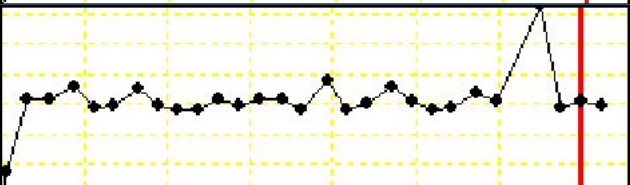
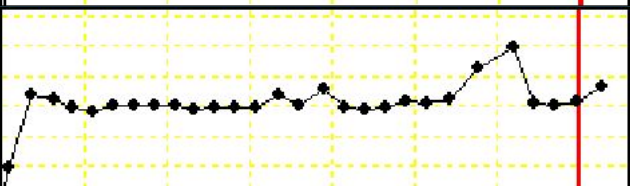
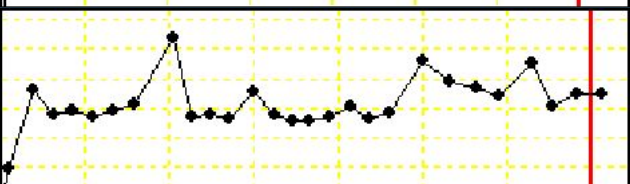

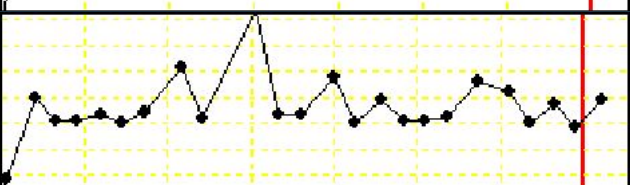

Manche 1 SerieD

PI	Pilote	To	Temps	Max	Min	Graphe
1	MENETRE Arnaud	34	07:03:99	00:13:76	00:11:71	
2	JANTZEN Néo	33	07:09:04	00:15:36	00:11:99	
3	JOLYPRAT Mathis	33	07:13:69	00:17:15	00:12:20	
4	DESCHAMPS Eric	31	07:00:31	00:15:39	00:12:60	
5	MENETRE Yann	31	07:08:70	00:17:04	00:12:48	
6	GUYOT Jean-Pierr	31	07:12:46	00:16:03	00:12:54	
7	ALVES Filipe	29	07:13:88	00:21:35	00:13:22	
8	DESVIGNES Christ	5	01:18:15	00:16:69	00:13:66	

Manche 1 SerieE

PI	Pilote	To	Temps	Max	Min	Graphe
1	BOISSELAT Ludovi	30	07:15:33	00:20:52	00:12:80	
2	PREVOST Stéphane	29	07:02:28	00:19:79	00:10:75	
3	FLORENT Marc	28	07:04:67	00:18:60	00:13:42	
4	DELORME Alain	28	07:17:65	00:32:96	00:13:15	
5	DALLIERE Jean-Pi	27	07:05:46	00:22:70	00:13:71	
6	JANTZEN Eric	26	07:01:84	00:21:35	00:14:39	
7	BOISSELAT Rayan	9	07:11:94	05:11:71	00:13:97	
8	VANDEN BERGHE	-1	00:00:00	00:00:00	59:59:99	

Manche 1 SerieF

PI	Pilote	To	Temps	Max	Min	Graphe
1	DELRIEUX Fabien	29	07:16:94	00:20:08	00:12:82	
2	MAUREL Yannick	27	07:10:12	00:33:73	00:13:43	
3	MARTELIN Mateo	27	07:14:63	00:31:61	00:13:80	
4	HUBAULT Alain	27	07:16:85	00:24:69	00:14:19	
5	DESCHAMPS Este	26	07:07:07	00:26:88	00:12:75	
6	DUBOIS Philippe	24	07:07:32	00:22:72	00:14:92	
7	DAMIANI Lucas	23	07:13:10	00:37:17	00:14:34	
8	CHARENTREUIL Luc	-1	00:00:00	00:00:00	59:59:99	

Manche 1 SerieG

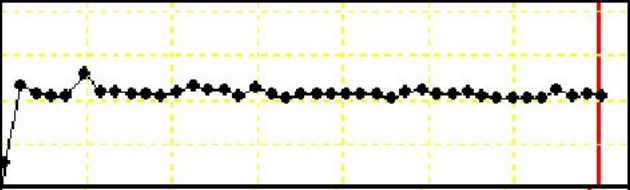


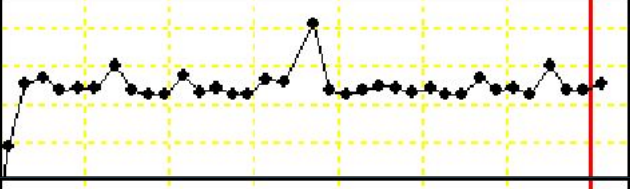
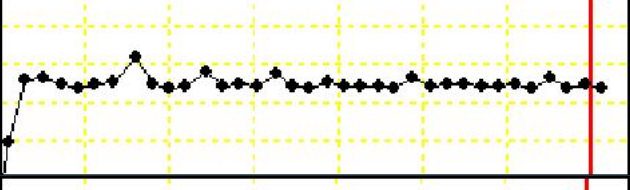
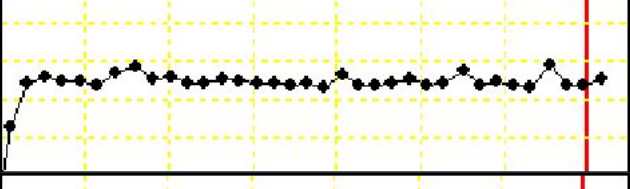
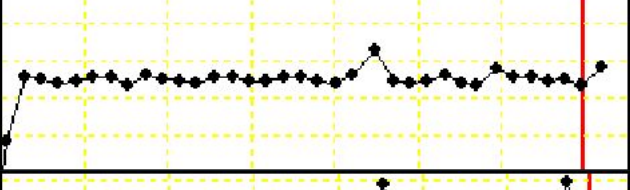
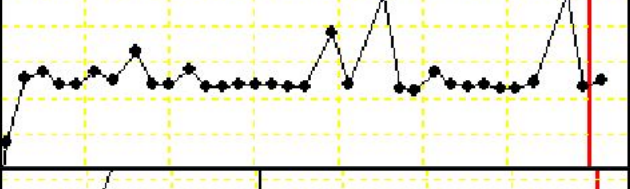

PI	Pilote	To	Temps	Max	Min	Graphe
1	ROLLANDEZ Nola	30	07:08:45	00:17:61	00:12:82	
2	SAUTAREL Christo	29	07:03:66	00:17:89	00:12:95	
3	MEILLAND Franck	28	07:00:83	00:20:02	00:12:69	
4	AHR Alois	28	07:07:24	00:19:30	00:13:51	
5	LEORAT Sylvain	24	07:02:82	00:27:11	00:14:64	
6	CHENAILLE Eric	19	07:45:01	01:00:50	00:15:27	
7	LAPLACE Romain	10	07:00:19	04:39:55	00:14:11	
8	JAMES Pascal	-1	00:00:00	00:00:00	59:59:99	

Manche 1 SerieH

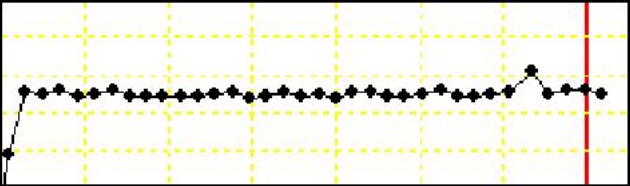
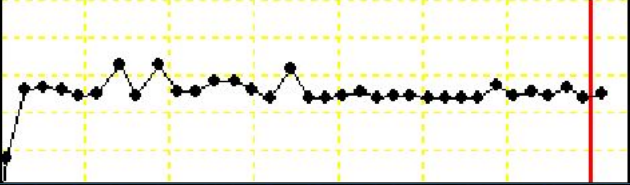
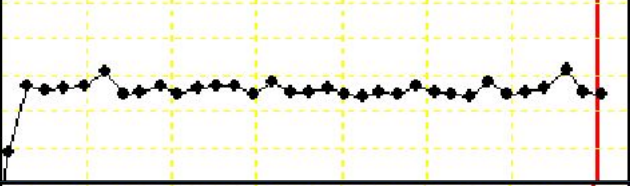
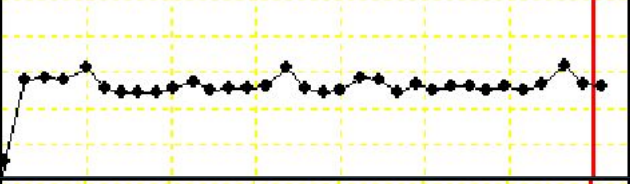

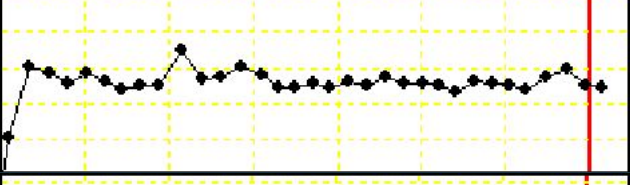
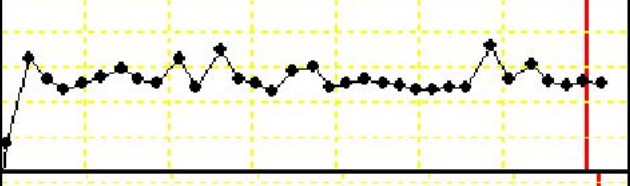
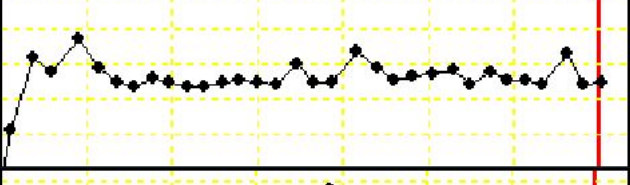

12/02/2018

PI	Pilote	To	Temps	Max	Min	Graphe
1	COELHO Yoann	33	07:05:43	00:17:83	00:11:28	
2	COELHO Lucas	30	07:02:05	00:16:41	00:12:93	
3	VANDEN BERGHE	30	07:06:94	00:16:90	00:13:11	
4	CHARENTREUIL Ric	30	07:12:95	00:26:60	00:12:53	
5	GIRARDIN Damien	28	07:10:40	00:28:61	00:12:89	
6	DAMIANI Fabrice	27	07:05:11	00:19:51	00:13:58	
7	BEINING Olivier	23	05:13:88	00:17:72	00:11:98	
8	ROCH Ammanuel	-1	00:00:00	00:00:00	59:59:99	

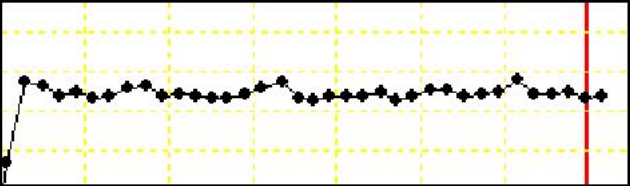
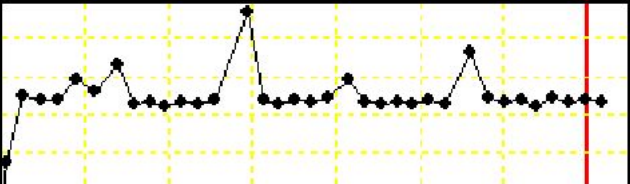
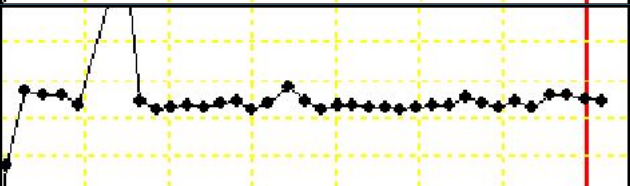


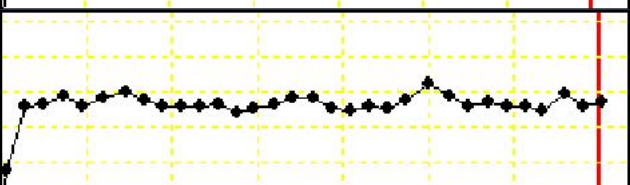
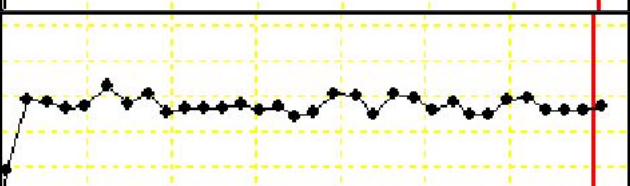


Manche 2 SerieA

PI	Pilote	To	Temps	Max	Min	Grappe
1	SAUX Georges	39	07:01:81	00:13:10	00:10:15	
2	BARIOT Patrick	38	07:09:43	00:16:40	00:10:28	
3	DASSANAYAKE C	37	07:03:63	00:16:02	00:10:59	
4	FLAMENT Sebastie	34	07:07:35	00:20:39	00:11:22	
5	MENETRE Damien	34	07:07:64	00:15:74	00:11:70	
6	ROLLANDEZ Gilles	34	07:09:70	00:14:66	00:11:62	
7	MENETRE Arnaud	34	07:12:77	00:16:42	00:11:60	
8	THIBAUT Olivier	32	07:08:15	00:24:51	00:11:17	
9	TAMASI Nicolas	19	07:03:34	02:06:97	00:11:87	

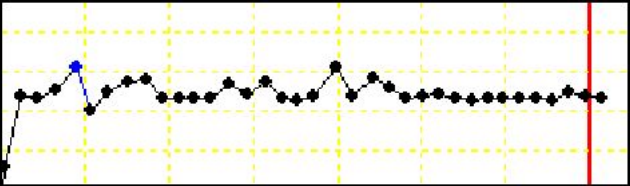
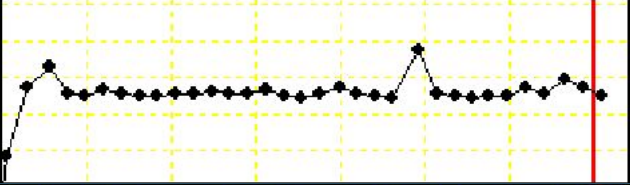

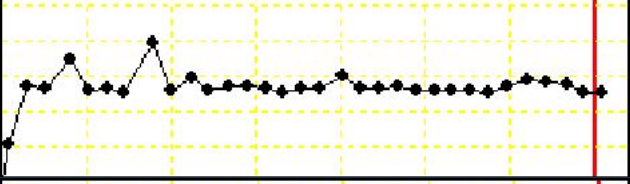
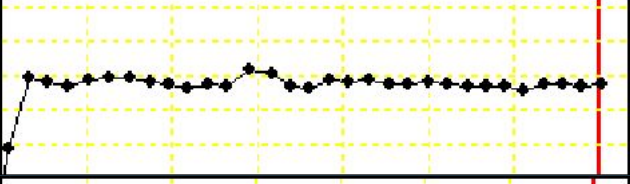
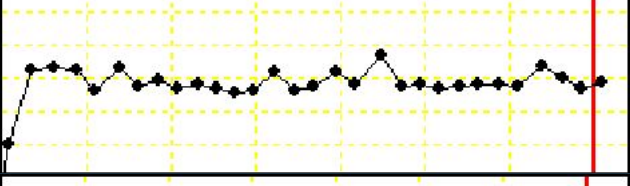
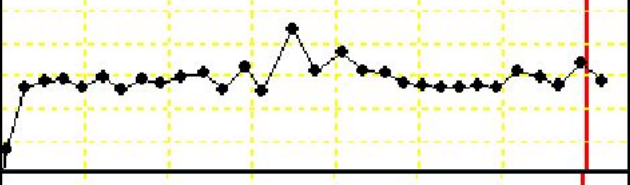
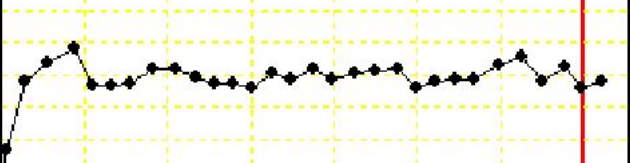
Manche 2 SerieB

PI	Pilote	To	Temps	Max	Min	Grappe
1	JANTZEN Néo	34	07:10:31	00:15:52	00:11:91	
2	ROUVIERE Sebastien	33	07:07:45	00:16:41	00:11:82	
3	JOLYPRAT Mathis	32	07:03:48	00:15:77	00:12:03	
4	MOME David	32	07:06:15	00:16:05	00:12:07	
5	MONBAILLY Laure	32	07:06:68	00:21:53	00:11:90	
6	WATRELOT Micha	32	07:08:96	00:17:54	00:11:73	
7	COELHO Yoann	32	07:10:82	00:17:81	00:11:58	
8	REGNAUX LARTO	31	07:02:05	00:18:49	00:11:91	
9	CASSARO Fabrice	31	07:03:83	00:23:74	00:11:55	

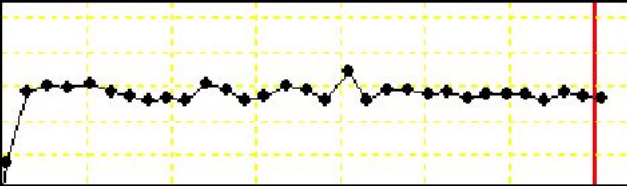
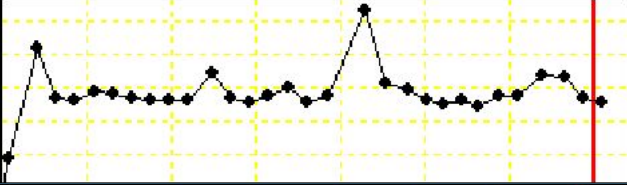
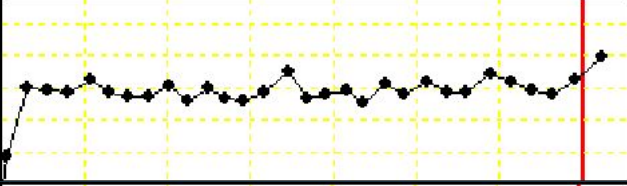
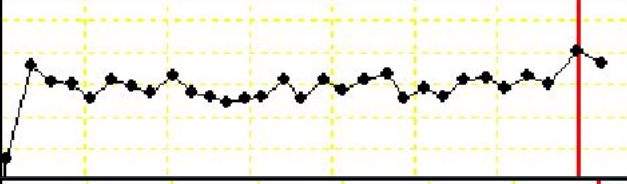
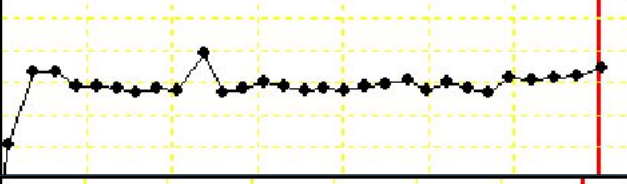
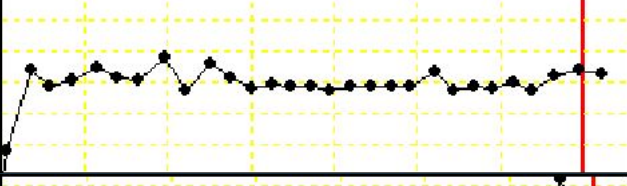
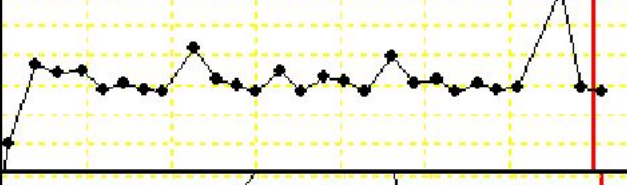

Manche 2 SerieC

PI	Pilote	To	Temps	Max	Min	Graphe
1	SIBILIA Jérôme	35	07:09:85	00:13:90	00:11:33	
2	LEPINEC Gilles	34	07:10:09	00:23:28	00:10:97	
3	FILLOUX Pierre	34	07:10:93	00:32:82	00:11:07	
4	TISSOT Pierre	33	07:06:25	00:27:89	00:11:43	
5	DESCHAMPS Eric	32	07:07:57	00:18:53	00:12:28	
6	MENETRE Yann	31	07:01:41	00:16:18	00:12:00	
7	GUYOT Jean-Pierr	31	07:06:04	00:16:48	00:12:09	
8	MEARINI Renaud	30	07:04:25	00:38:09	00:10:95	
9	COELHO Lucas	5	01:24:75	00:18:40	00:14:03	

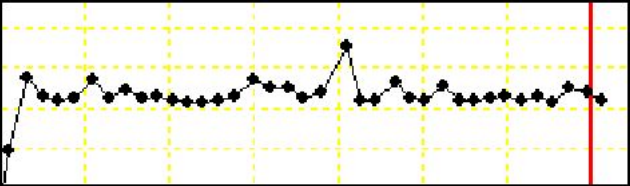
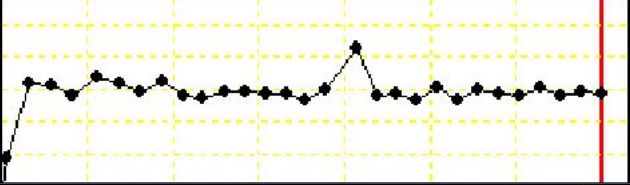
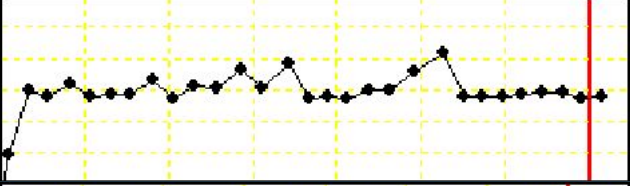


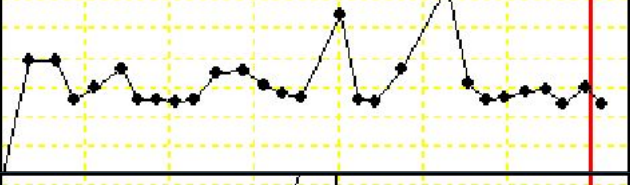


Manche 2 SerieD

PI	Pilote	To	Temps	Max	Min	Graphe
1	MARTELIN Christo	35	07:08:82	00:15:58	00:09:85	
2	CHARENTREUIL Ric	32	07:05:70	00:18:88	00:12:07	
3	BESSET Cyril	32	07:07:57	00:18:53	00:12:13	
4	DA ROCHA Philipp	31	07:04:94	00:19:74	00:12:39	
5	PREVOST Stéphan	30	07:01:93	00:15:85	00:12:94	
6	BOISSELAT Ludovi	29	07:05:44	00:18:56	00:12:63	
7	ROLLANDEZ Nola	29	07:10:89	00:22:13	00:12:74	
8	VANDEN BERGHE	29	07:13:05	00:19:19	00:12:92	

Manche 2 SerieE

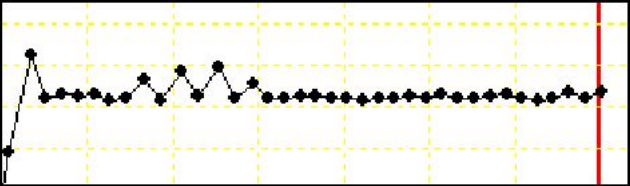
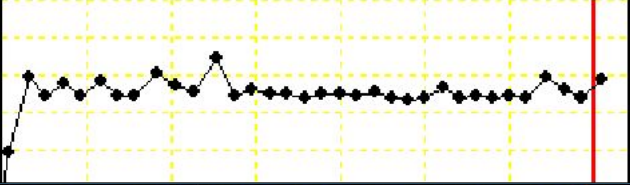

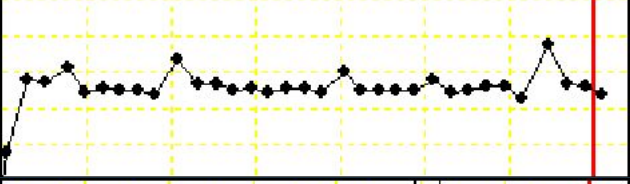
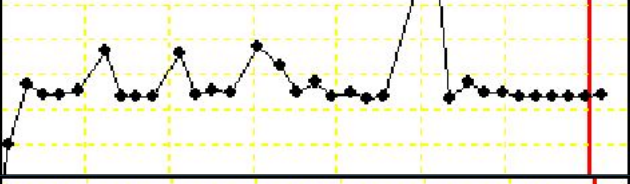

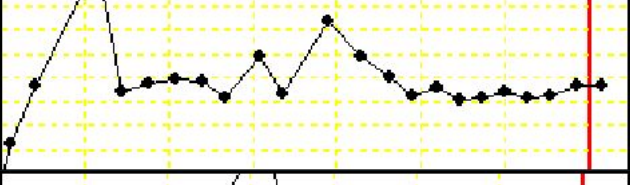

PI	Pilote	To	Temps	Max	Min	Graphe
1	SAUTAREL Christo	30	07:04:85	00:17:13	00:12:80	
2	GIRARDIN Damien	29	07:05:90	00:26:65	00:12:25	
3	MEILLAND Franck	29	07:13:73	00:19:64	00:12:84	
4	DELRIEUX Fabien	29	07:15:84	00:20:05	00:12:25	
5	ALVES Filipe	28	07:01:61	00:19:38	00:13:31	
6	FLORENT Marc	28	07:12:88	00:19:10	00:13:73	
7	DELORME Alain	26	07:05:27	00:30:87	00:13:72	
8	AHR Alois	6	04:46:16	02:33:76	00:20:00	

Manche 2 SerieF

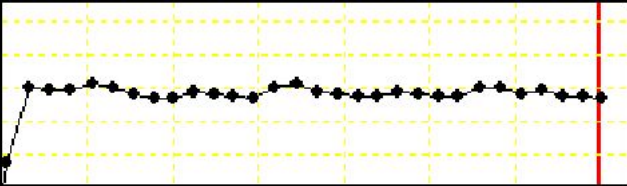
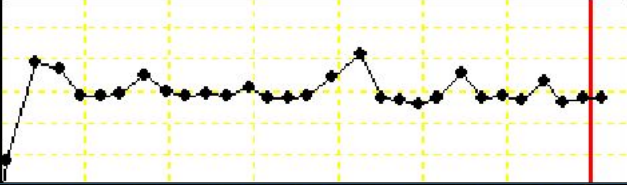
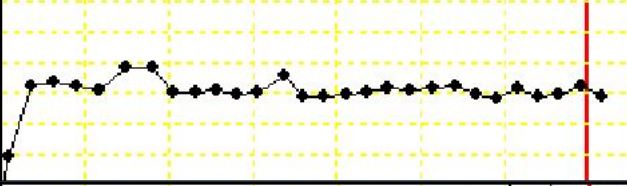
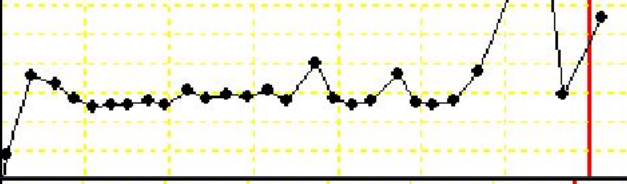
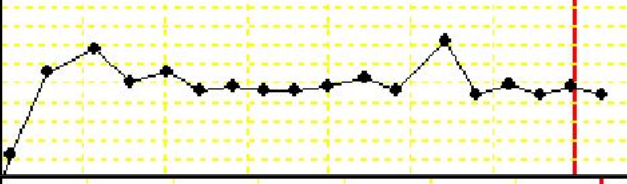
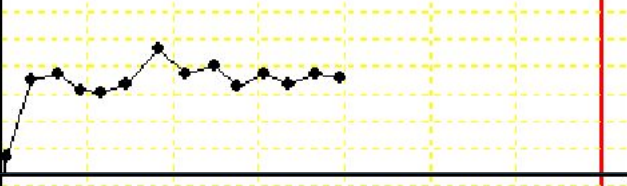


PI	Pilote	To	Temps	Max	Min	Graphe
1	PION-ROUX Loris	36	07:07:53	00:17:56	00:10:60	
2	DALLIERE Jean-Pi	28	07:00:14	00:21:35	00:13:25	
3	MARTELIN Mateo	28	07:09:44	00:21:04	00:13:63	
4	HUBAULT Alain	27	07:24:56	00:24:73	00:14:49	
5	MAUREL Yannick	26	07:01:43	00:34:96	00:13:56	
6	DESCHAMPS Este	26	07:07:15	00:32:54	00:12:13	
7	DAMIANI Fabrice	26	07:07:81	00:43:17	00:13:31	
8	JANTZEN Eric	25	07:07:16	00:18:29	00:13:98	

Manche 2 SerieG

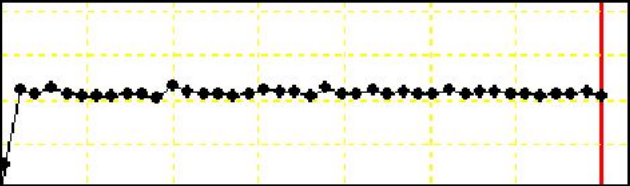


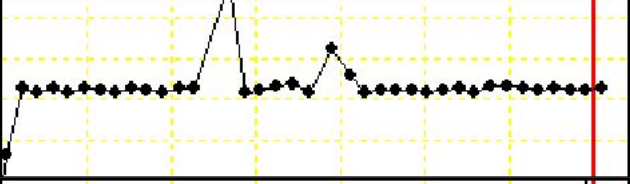

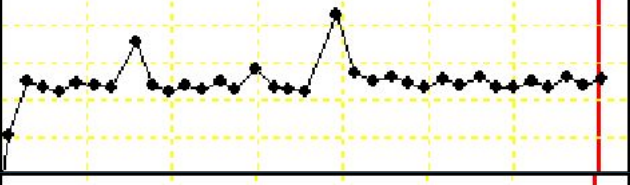
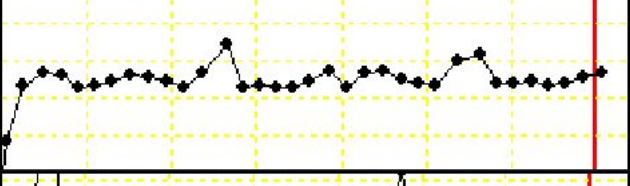
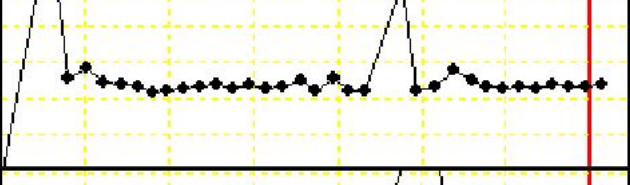
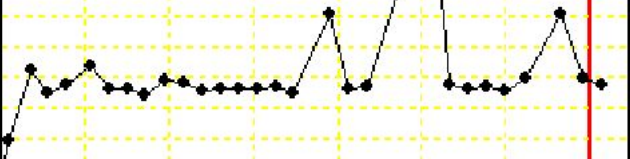
12/02/2018

PI	Pilote	To	Temps	Max	Min	Graphe
1	DELORME Bastien	36	07:01:19	00:16:26	00:10:70	
2	SPRIMONT Marc	33	07:06:30	00:17:03	00:11:64	
3	HEURTEL Anthony	33	07:11:51	00:29:99	00:11:08	
4	BEINING Olivier	32	07:05:15	00:18:76	00:11:36	
5	BERNIN Franck	31	07:09:22	00:35:42	00:11:56	
6	DAMIANI Lucas	26	07:04:80	00:19:02	00:09:67	
7	DUBOIS Philippe	21	07:09:19	00:44:31	00:15:49	
8	LEORAT Sylvain	21	07:13:90	00:48:99	00:15:26	

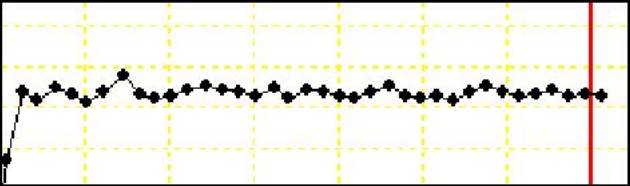


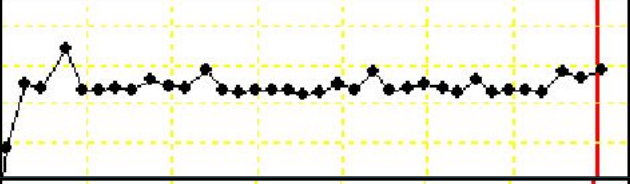


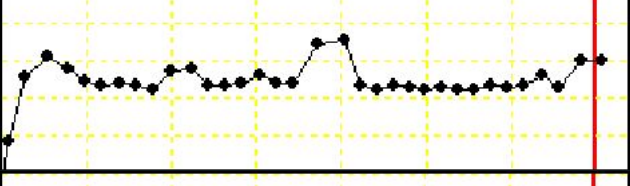
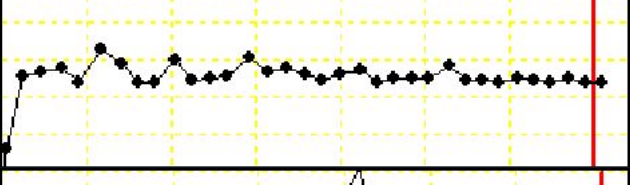

Manche 2 SerieH

PI	Pilote	To	Temps	Max	Min	Graphe
1	LAPLACE Romain	29	07:00:92	00:15:75	00:13:53	
2	BOISSELAT Rayan	28	07:06:99	00:20:85	00:13:06	
3	CHARENTREUIL Luc	27	07:09:55	00:19:42	00:14:11	
4	DESVIGNES Christ	26	07:09:09	00:45:67	00:12:42	
5	JAMES Pascal	17	07:20:16	00:36:01	00:21:83	
6	CHENAILLE Eric	13	03:57:03	00:23:09	00:15:11	
7	ROCH Ammanuel	-1	00:00:00	00:00:00	59:59:99	
8	VANDEN BERGHE	-1	00:00:00	00:00:00	59:59:99	

Manche 3 SerieA

PI	Pilote	To	Temps	Max	Min	Grappe
1	SAUX Georges	39	07:00:09	00:11:47	00:10:20	
2	BARIOT Patrick	39	07:07:23	00:12:54	00:10:24	
3	PION-ROUX Loris	38	07:03:10	00:15:72	00:10:21	
4	DASSANAYAKE C	36	07:05:08	00:24:56	00:10:75	
5	DELORME Bastien	36	07:05:77	00:29:93	00:10:59	
6	THIBAUT Olivier	33	07:01:81	00:21:25	00:11:18	
7	SIBILIA Jérôme	33	07:03:54	00:17:38	00:11:38	
8	MARTELIN Christo	32	07:08:26	00:26:34	00:10:82	
9	TAMASI Nicolas	27	07:09:01	00:46:19	00:11:97	

Manche 3 SerieB

PI	Pilote	To	Temps	Max	Min	Graphe
1	FLAMENT Sebastie	36	07:06:51	00:13:97	00:10:65	
2	FILLOUX Pierre	35	07:00:75	00:14:91	00:10:93	
3	MENETRE Damien	34	07:02:02	00:15:83	00:11:59	
4	MOME David	34	07:02:89	00:16:99	00:11:17	
5	ROLLANDEZ Gilles	34	07:05:34	00:14:88	00:11:66	
6	JANTZEN Néo	33	07:01:61	00:15:15	00:11:76	
7	CASSARO Fabrice	33	07:04:26	00:18:01	00:11:25	
8	MENETRE Arnaud	33	07:06:16	00:16:29	00:11:82	
9	LEPINEC Gilles	22	04:48:03	00:25:60	00:11:25	

Manche 3 SerieC

PI	Pilote	To	Temps	Max	Min	Graphe
1	HEURTEL Anthony	35	07:07:18	00:14:64	00:11:18	
2	COELHO Yoann	34	07:01:82	00:15:36	00:11:37	
3	TISSOT Pierre	34	07:02:75	00:15:55	00:11:09	
4	ROUVIERE Sebastien	34	07:04:32	00:18:59	00:11:42	
5	MONBAILLY Laure	34	07:06:91	00:16:74	00:11:76	
6	WATRELOT Micha	33	07:03:04	00:16:08	00:11:73	
7	JOLYPRAT Mathis	32	07:01:18	00:18:21	00:12:10	
8	SPRIMONT Marc	32	07:05:24	00:29:15	00:11:72	
9	REGNAUX LARTO	31	07:05:92	00:18:42	00:11:94	

Manche 3 SerieD

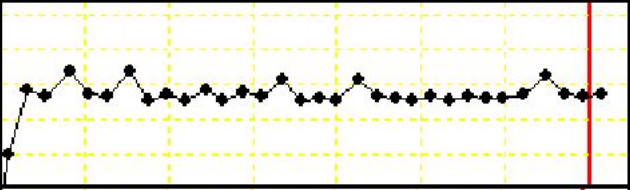
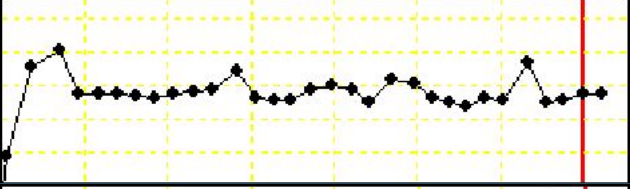
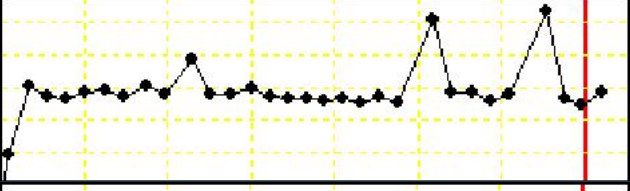
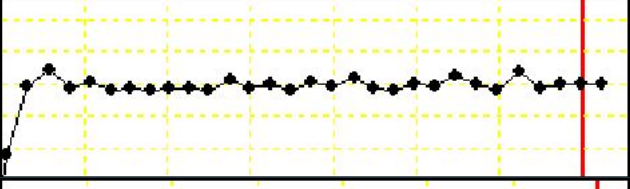
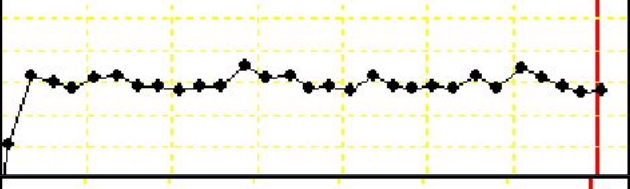
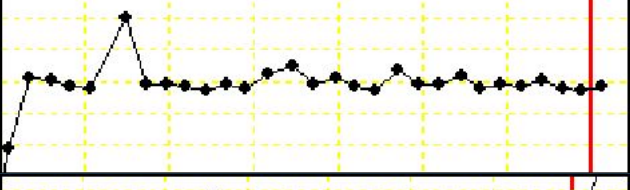
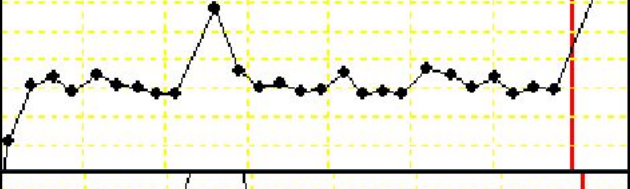

PI	Pilote	To	Temps	Max	Min	Graphe
1	BEINING Olivier	34	07:02:88	00:13:21	00:11:52	
2	MENETRE Yann	33	07:12:10	00:15:68	00:11:87	
3	BESSET Cyril	32	07:02:51	00:14:97	00:12:02	
4	CHARENTREUIL Ric	32	07:04:19	00:20:33	00:12:17	
5	DA ROCHA Philipp	32	07:08:56	00:18:41	00:12:09	
6	BERNIN Franck	31	07:06:80	00:27:99	00:11:65	
7	GUYOT Jean-Pierr	22	07:06:17	02:18:66	00:12:02	
8	DESCHAMPS Eric	8	01:49:17	00:14:14	00:12:30	

Manche 3 SerieE

12/02/2018

PI	Pilote	To	Temps	Max	Min	Graphe
1	COELHO Lucas	32	07:03:51	00:17:18	00:12:05	
2	ROLLANDEZ Nola	30	07:00:63	00:17:46	00:12:50	
3	PREVOST Stéphan	29	06:56:52	00:15:96	00:13:34	
4	SAUTAREL Christo	29	07:00:15	00:21:94	00:12:39	
5	LAPLACE Romain	28	07:02:35	00:27:92	00:12:49	
6	BOISSELAT Ludovi	27	07:00:45	00:21:73	00:13:12	
7	MEARINI Renaud	26	07:03:72	01:06:85	00:11:27	
8	VANDEN BERGHE	24	07:10:69	00:58:22	00:13:30	

Manche 3 SerieF

PI	Pilote	To	Temps	Max	Min	Graphe
1	GIRARDIN Damien	31	07:09:39	00:16:85	00:12:70	
2	MEILLAND Franck	30	07:13:46	00:20:21	00:12:07	
3	DELRIEUX Fabien	29	07:11:91	00:26:74	00:12:31	
4	ALVES Filipe	29	07:13:88	00:17:08	00:13:90	
5	DALLIERE Jean-Pi	28	07:02:75	00:17:49	00:13:49	
6	FLORENT Marc	28	07:07:05	00:25:06	00:13:69	
7	AHR Alois	26	07:20:53	00:34:86	00:13:96	
8	BOISSELAT Rayan	25	07:13:23	00:54:71	00:12:77	

Manche 3 SerieG

12/02/2018

PI	Pilote	To	Temps	Max	Min	Graphe
1	MAUREL Yannick	30	07:11:90	00:20:15	00:13:13	
2	DAMIANI Fabrice	29	07:09:61	00:18:68	00:13:22	
3	DELORME Alain	27	07:04:36	00:24:00	00:13:77	
4	CHARENTREUIL Luc	27	07:09:97	00:21:30	00:14:24	
5	HUBAULT Alain	27	07:12:36	00:20:70	00:14:18	
6	DAMIANI Lucas	25	07:10:43	00:30:35	00:13:65	
7	MARTELIN Mateo	16	03:57:72	00:19:07	00:13:45	
8	JANTZEN Eric	16	04:08:79	00:19:10	00:13:31	

Manche 3 SerieH

12/02/2018

PI	Pilote	To	Temps	Max	Min	Graphe
1	DESVIGNES Christ	32	07:08:33	00:18:05	00:11:91	
2	DESCHAMPS Este	29	07:06:28	00:27:13	00:11:83	
3	CHENAILLE Eric	27	07:14:56	00:22:13	00:14:14	
4	DUBOIS Philippe	24	07:01:98	00:24:15	00:14:64	
5	LEORAT Sylvain	22	07:03:81	00:23:58	00:15:77	
6	VANDEN BERGHE	2	00:45:51	00:23:09	00:17:77	
7	ROCH Ammanuel	-1	00:00:00	00:00:00	59:59:99	
8	JAMES Pascal	-1	00:00:00	00:00:00	59:59:99	

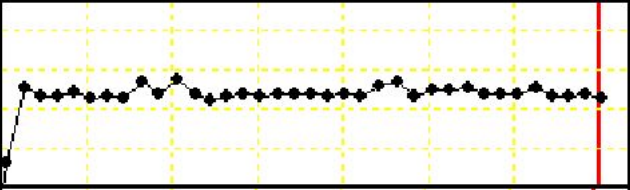



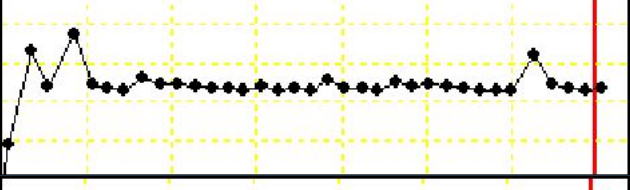
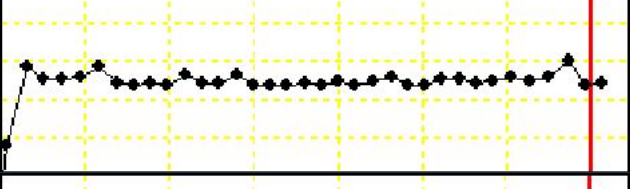
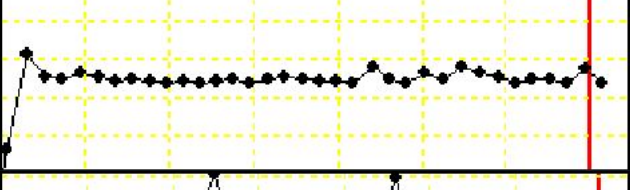
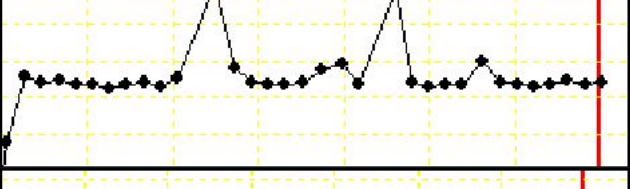
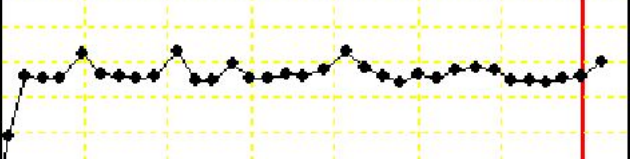
Manche 4 SerieA

PI	Pilote	To	Temps	Max	Min	Graphe
1	SAUX Georges	40	07:06:69	00:12:38	00:10:13	
2	BARIOT Patrick	39	07:09:88	00:11:92	00:10:25	
3	DASSANAYAKE C	38	07:06:17	00:12:67	00:10:39	
4	PION-ROUX Loris	37	07:01:10	00:14:43	00:09:94	
5	MARTELIN Christo	36	07:00:31	00:14:73	00:10:50	
6	DELORME Bastien	36	07:03:50	00:17:52	00:10:68	
7	FLAMENT Sebastie	36	07:08:64	00:14:57	00:10:63	
8	HEURTEL Anthony	35	07:00:73	00:15:58	00:10:63	
9	FILLOUX Pierre	34	07:04:28	00:16:89	00:10:98	

Manche 4 SerieB

PI	Pilote	To	Temps	Max	Min	Graphe
1	MOME David	35	07:05:24	00:15:39	00:11:01	
2	TISSOT Pierre	34	07:02:87	00:17:29	00:11:30	
3	MENETRE Damien	34	07:09:32	00:16:36	00:11:51	
4	SIBILIA Jérôme	34	07:28:32	00:29:55	00:11:47	
5	MENETRE Arnaud	33	07:03:91	00:15:80	00:11:89	
6	BEINING Olivier	33	07:09:59	00:17:24	00:11:84	
7	TAMASI Nicolas	32	07:05:85	00:17:38	00:11:61	
8	COELHO Yoann	27	07:11:97	01:13:75	00:11:37	
9	THIBAUT Olivier	25	07:06:28	02:07:47	00:10:64	

Manche 4 SerieC

PI	Pilote	To	Temps	Max	Min	Graphe
1	ROUVIERE Sebastien	35	07:02:02	00:13:73	00:11:18	
2	WATRELOT Micha	35	07:05:25	00:13:81	00:11:31	
3	SPRIMONT Marc	35	07:09:86	00:13:94	00:11:49	
4	JANTZEN Néo	34	07:01:45	00:12:98	00:11:64	
5	CASSARO Fabrice	34	07:03:58	00:18:65	00:11:35	
6	MONBAILLY Laure	34	07:07:90	00:15:04	00:11:69	
7	ROLLANDEZ Gilles	34	07:08:24	00:15:50	00:11:69	
8	LEPINEC Gilles	32	07:01:27	00:25:76	00:11:33	
9	MENETRE Yann	32	07:12:55	00:16:50	00:12:03	

Manche 4 SerieD

12/02/2018

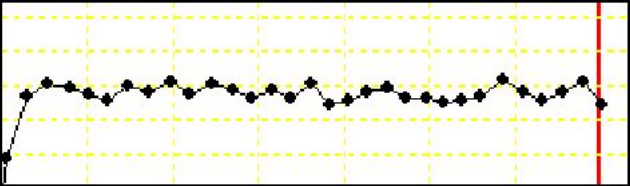
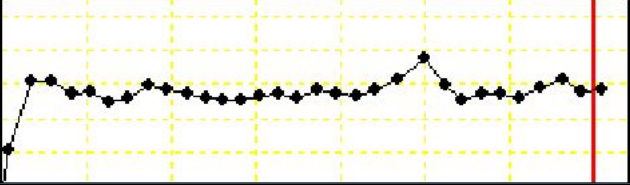

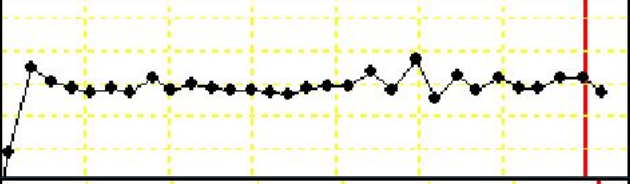
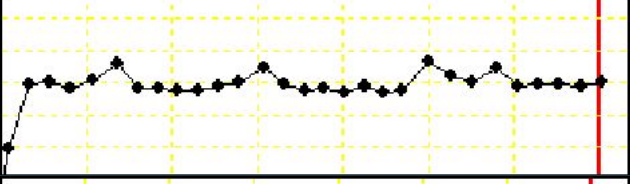
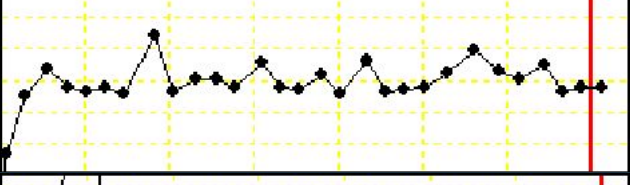

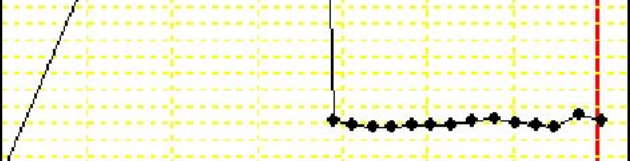
PI	Pilote	To	Temps	Max	Min	Graphe
1	JOLYPRAT Mathis	33	07:07:94	00:14:63	00:12:16	
2	CHARENTREUIL Ric	33	07:11:37	00:15:98	00:12:04	
3	DA ROCHA Philipp	32	07:00:05	00:16:84	00:12:04	
4	REGNAUX LARTO	32	07:01:92	00:17:48	00:11:52	
5	BESSET Cyril	32	07:03:12	00:15:93	00:12:01	
6	DESVIGNES Christ	32	07:09:24	00:15:88	00:11:72	
7	DESCHAMPS Eric	32	07:09:92	00:18:18	00:12:11	
8	COELHO Lucas	30	06:44:09	00:18:16	00:11:92	

Manche 4 SerieE

12/02/2018

PI	Pilote	To	Temps	Max	Min	Graphe
1	BERNIN Franck	33	07:07:70	00:16:77	00:11:72	
2	GUYOT Jean-Pierr	31	07:03:72	00:15:80	00:12:19	
3	GIRARDIN Damien	30	07:00:80	00:18:71	00:12:01	
4	ROLLANDEZ Nola	30	07:02:43	00:16:33	00:12:04	
5	SAUTAREL Christo	30	07:04:92	00:22:31	00:11:68	
6	MEARINI Renaud	29	07:05:51	01:09:52	00:11:19	
7	PREVOST Stéphane	29	07:12:13	00:18:99	00:13:24	
8	VANDEN BERGHE	-1	00:00:00	00:00:00	59:59:99	

Manche 4 SerieF

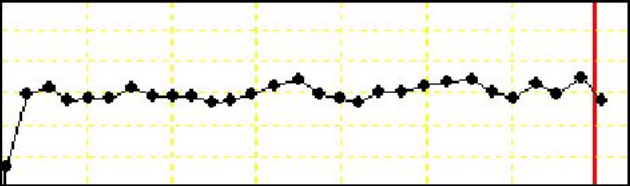

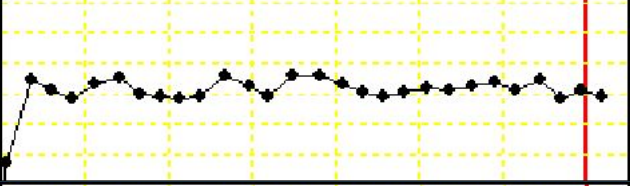

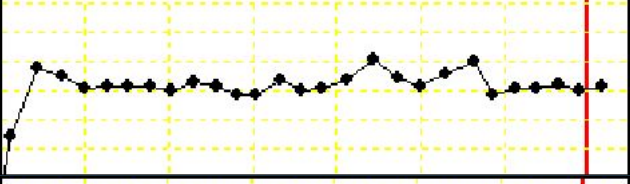
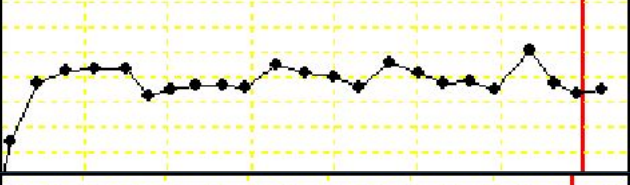
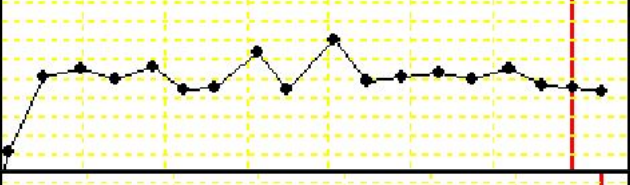

PI	Pilote	To	Temps	Max	Min	Graphe
1	DESCHAMPS Este	30	07:00:66	00:15:90	00:12:21	
2	BOISSELAT Ludovi	30	07:05:79	00:18:67	00:12:44	
3	MAUREL Yannick	29	07:06:20	00:17:15	00:13:29	
4	ALVES Filipe	29	07:11:52	00:18:69	00:12:74	
5	DAMIANI Fabrice	28	07:01:66	00:18:15	00:13:41	
6	MEILLAND Franck	28	07:06:59	00:22:21	00:12:74	
7	DELRIEUX Fabien	19	05:24:89	00:45:74	00:12:25	
8	LAPLACE Romain	14	07:02:54	00:17:20	00:13:23	

Manche 4 SerieG

PI	Pilote	To	Temps	Max	Min	Graphe
1	DALLIERE Jean-Pi	29	07:00:73	00:19:78	00:12:71	
2	MARTELIN Mateo	29	07:12:74	00:18:03	00:13:27	
3	BOISSELAT Rayan	28	07:04:15	00:20:80	00:13:11	
4	HUBAULT Alain	27	07:14:68	00:20:92	00:13:77	
5	AHR Alois	26	07:13:08	00:25:51	00:14:11	
6	FLORENT Marc	26	07:16:07	00:19:15	00:14:17	
7	CHARENTREUIL Luc	21	05:33:10	00:23:49	00:13:55	
8	DELORME Alain	16	04:09:62	00:27:32	00:13:40	

Manche 4 SerieH

12/02/2018

PI	Pilote	To	Temps	Max	Min	Graphe
1	DAMIANI Lucas	28	07:04:40	00:17:47	00:13:37	
2	VANDEN BERGHE	27	07:03:48	00:16:49	00:14:59	
3	JANTZEN Eric	27	07:11:58	00:18:14	00:14:14	
4	DUBOIS Philippe	26	07:09:63	00:19:56	00:14:56	
5	CHENAILLE Eric	26	07:09:75	00:20:22	00:14:36	
6	LEORAT Sylvain	22	07:13:49	00:25:22	00:16:07	
7	JAMES Pascal	17	07:20:69	00:35:21	00:21:39	
8	ROCH Ammanuel	-1	00:00:00	00:00:00	59:59:99	

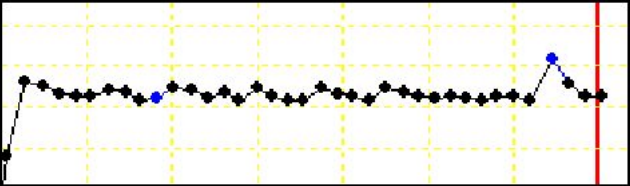
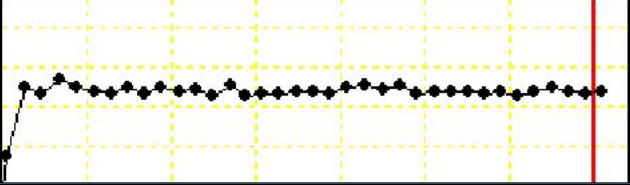
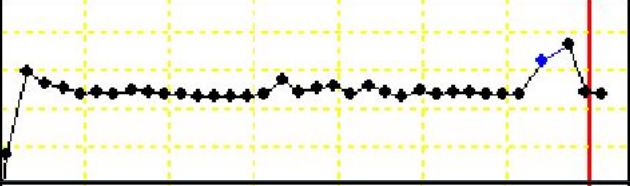
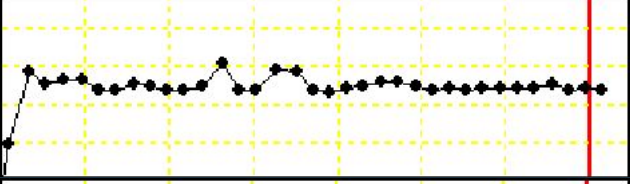

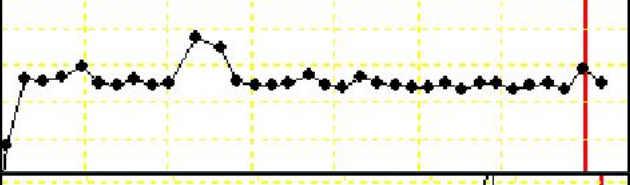
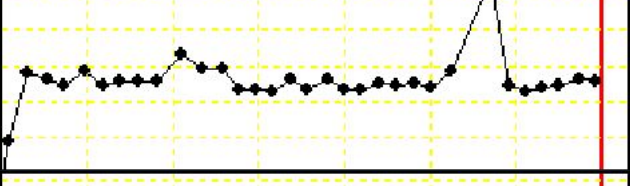
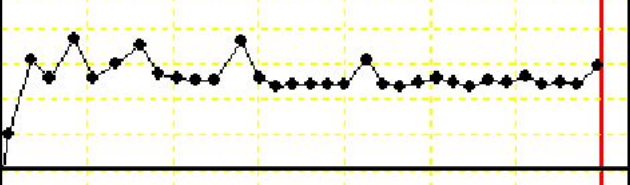
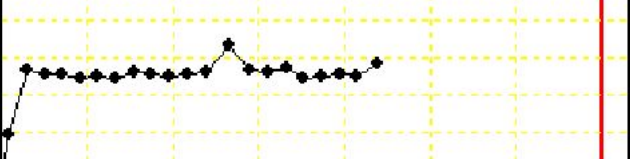
Manche 5 SerieA

PI	Pilote	To	Temps	Max	Min	Graphe
1	SAUX Georges	40	07:05:05	00:11:45	00:10:04	
2	DASSANAYAKE C	38	07:02:54	00:11:61	00:10:29	
3	BARIOT Patrick	38	07:05:59	00:17:22	00:10:35	
4	DELORME Bastien	38	07:08:49	00:13:21	00:10:58	
5	MARTELIN Christo	37	07:11:22	00:14:74	00:10:75	
6	FILLOUX Pierre	35	07:08:91	00:16:11	00:11:03	
7	HEURTEL Anthony	34	07:00:19	00:20:24	00:10:18	
8	FLAMENT Sebastie	34	07:08:61	00:28:11	00:10:58	
9	PION-ROUX Loris	23	04:41:33	00:19:95	00:10:30	

Manche 5 SerieB

PI	Pilote	To	Temps	Max	Min	Graphe
1	ROUVIERE Sebastien	35	07:07:43	00:17:49	00:11:26	
2	MENETRE Damien	35	07:08:61	00:17:69	00:11:29	
3	JANTZEN Néo	35	07:10:31	00:15:11	00:11:56	
4	WATRELOT Micha	34	07:05:59	00:15:74	00:11:48	
5	MOME David	32	07:04:72	00:23:54	00:11:66	
6	TAMASI Nicolas	21	04:46:22	00:23:75	00:11:65	
7	SPRIMONT Marc	19	05:11:50	01:02:05	00:11:72	
8	SIBILIA Jérôme	17	04:49:30	01:12:46	00:11:53	
9	COELHO Yoann	9	02:11:34	00:20:01	00:11:83	

Manche 5 SerieC

PI	Pilote	To	Temps	Max	Min	Graphe
1	THIBAUT Olivier	36	07:02:35	00:15:74	00:10:69	
2	CASSARO Fabrice	35	07:05:64	00:13:64	00:11:30	
3	ROLLANDEZ Gilles	34	07:08:05	00:18:40	00:11:55	
4	MONBAILLY Laure	34	07:08:95	00:15:25	00:11:49	
5	TISSOT Pierre	34	07:10:58	00:14:44	00:11:18	
6	BEINING Olivier	33	07:12:49	00:18:83	00:11:80	
7	LEPINEC Gilles	31	06:56:47	00:27:42	00:11:43	
8	BERNIN Franck	31	06:57:87	00:18:31	00:11:77	
9	MENETRE Arnaud	20	04:23:22	00:16:62	00:12:09	

Manche 5 SerieD

12/02/2018

PI	Pilote	To	Temps	Max	Min	Graphe
1	CHARENTREUIL Ric	33	07:03:18	00:14:31	00:12:05	
2	DA ROCHA Philipp	33	07:11:32	00:16:45	00:12:04	
3	BESSET Cyril	33	07:12:77	00:16:73	00:11:82	
4	DESCHAMPS Eric	32	07:08:17	00:16:92	00:12:21	
5	COELHO Lucas	32	07:14:90	00:25:15	00:11:90	
6	MENETRE Yann	30	07:12:59	00:25:00	00:11:97	
7	JOLYPRAT Mathis	27	07:31:33	00:55:64	00:12:60	
8	REGNAUX LARTO	8	02:13:24	00:20:47	00:13:07	

Manche 5 SerieE

PI	Pilote	To	Temps	Max	Min	Graphe
1	MEARINI Renaud	35	07:07:27	00:15:21	00:11:11	
2	GUYOT Jean-Pierr	31	07:02:30	00:17:53	00:12:15	
3	ROLLANDEZ Nola	30	07:00:18	00:20:06	00:12:66	
4	DESVIGNES Christ	30	07:01:08	00:20:69	00:11:96	
5	GIRARDIN Damien	29	07:03:11	00:53:30	00:11:52	
6	PREVOST Stéphane	28	07:11:25	00:23:88	00:13:52	
7	SAUTAREL Christo	23	06:31:47	00:32:91	00:12:29	
8	DESCHAMPS Este	3	01:31:47	00:27:91	00:19:84	

Manche 5 SerieF

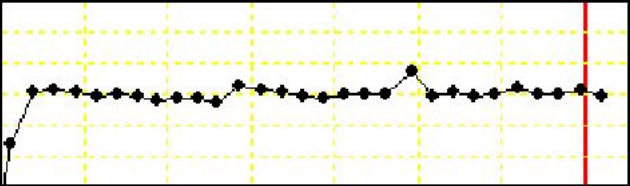

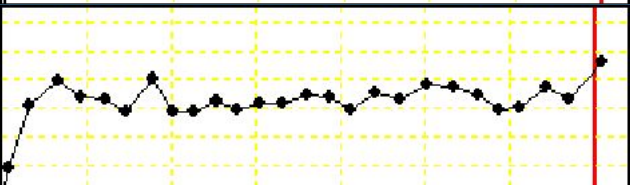
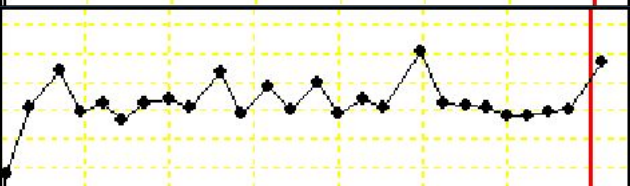
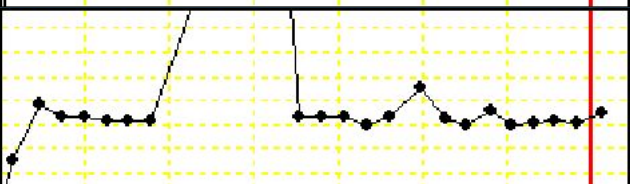
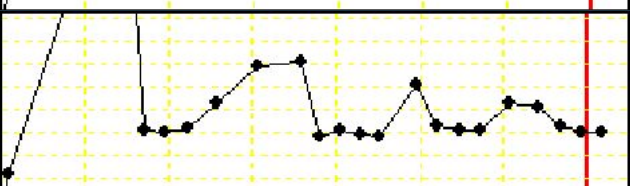
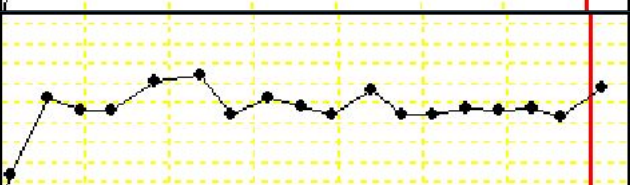

12/02/2018

PI	Pilote	To	Temps	Max	Min	Graphe
1	ALVES Filipe	30	07:05:98	00:21:51	00:12:55	
2	LAPLACE Romain	30	07:07:79	00:18:55	00:12:96	
3	DALLIERE Jean-Pi	29	07:00:94	00:19:20	00:12:75	
4	MEILLAND Franck	29	07:01:68	00:19:05	00:12:41	
5	VANDEN BERGHE	29	07:02:59	00:17:19	00:13:42	
6	DAMIANI Fabrice	29	07:03:25	00:22:00	00:13:04	
7	BOISSELAT Ludovi	29	07:11:35	00:26:00	00:12:91	
8	MAUREL Yannick	29	07:13:61	00:34:15	00:13:19	

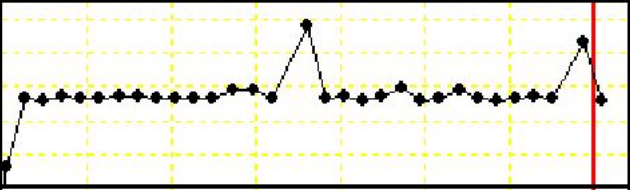


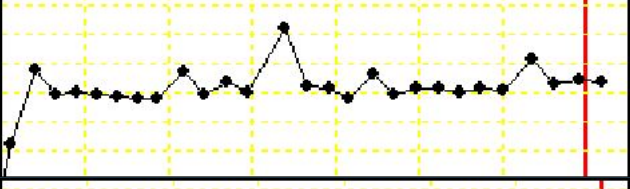

Manche 5 SerieG

PI	Pilote	To	Temps	Max	Min	Graphe
1	DAMIANI Lucas	29	07:03:95	00:17:99	00:13:38	
2	FLORENT Marc	29	07:07:29	00:18:47	00:13:03	
3	BOISSELAT Rayan	29	07:08:78	00:17:41	00:13:05	
4	VANDEN BERGHE	29	07:11:38	00:20:95	00:13:82	
5	DELORME Alain	28	07:08:73	00:18:38	00:13:33	
6	DELRIEUX Fabien	27	07:03:99	00:28:61	00:12:17	
7	AHR Alois	25	07:00:16	00:31:52	00:13:89	
8	MARTELIN Mateo	7	02:42:49	00:49:04	00:14:28	

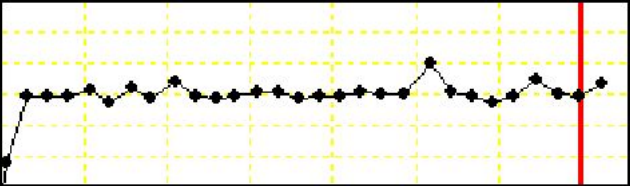



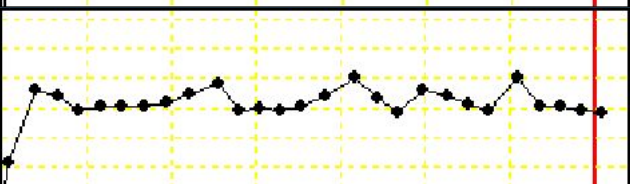
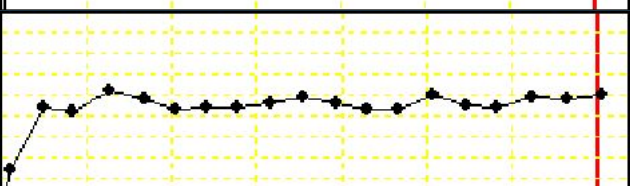
Manche 5 SerieH

PI	Pilote	To	Temps	Max	Min	Graphe
1	HUBAULT Alain	28	07:11:95	00:18:69	00:13:89	
2	CHARENTREUIL Luc	27	07:00:35	00:29:07	00:13:89	
3	DUBOIS Philippe	25	07:04:89	00:22:90	00:14:19	
4	JANTZEN Eric	25	07:06:63	00:25:41	00:13:37	
5	LEORAT Sylvain	21	07:07:10	01:27:87	00:14:96	
6	CHENAILLE Eric	20	07:10:52	01:21:66	00:13:82	
7	JAMES Pascal	17	07:07:70	00:31:78	00:21:24	
8	ROCH Ammanuel	-1	00:00:00	00:00:00	59:59:99	

Phase finale 1 Serie A 4 T

PI	Pilote	To	Temps	Max	Min	Graphe
1	VANDEN BERGHE	30	07:06:04	00:23:92	00:12:88	
2	BOISSELAT Rayan	29	07:05:03	00:17:76	00:13:56	
3	CHARENTREUIL Luc	28	07:01:76	00:18:44	00:13:86	
4	DUBOIS Philippe	26	07:11:41	00:26:10	00:13:97	
5	MARTELIN Mateo	-1	00:00:00	00:00:00	59:59:99	

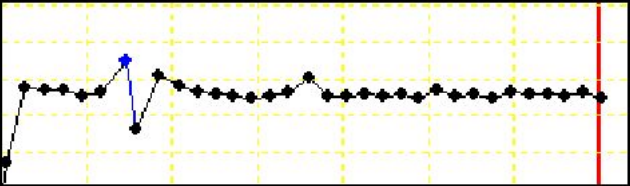
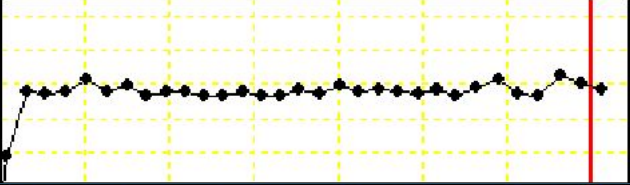

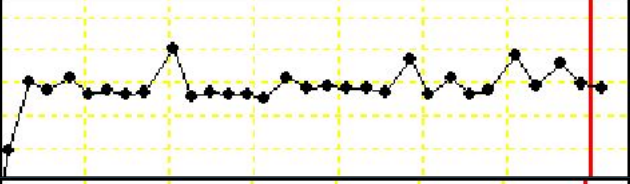
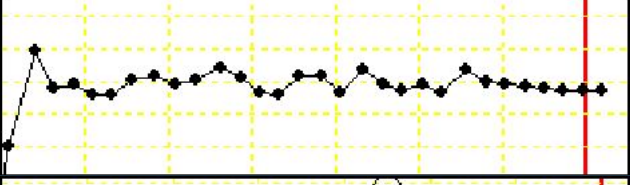


Phase finale 1 Serie C 3 P

PI	Pilote	To	Temps	Max	Min	Graphe
1	AHR Alois	28	07:14:77	00:20:28	00:13:94	
2	HUBAULT Alain	27	07:01:09	00:22:99	00:13:74	
3	LEORAT Sylvain	27	07:03:02	00:19:25	00:13:69	
4	JANTZEN Eric	27	07:03:74	00:18:86	00:14:33	
5	CHENAILLE Eric	26	07:04:95	00:20:13	00:14:16	
6	JAMES Pascal	18	07:03:21	00:25:74	00:21:26	

Phase finale 1 Serie B 3 P


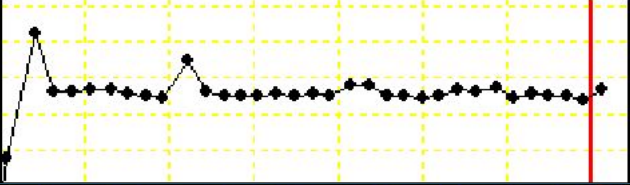
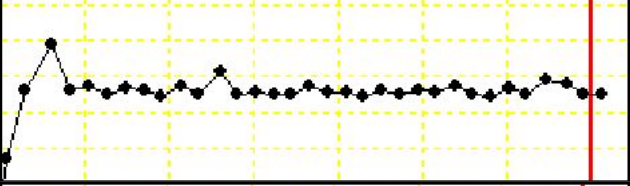
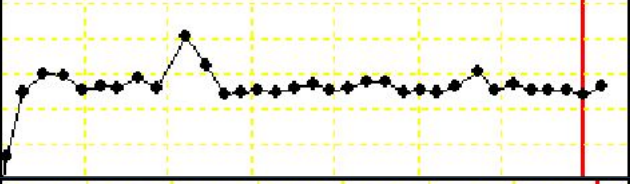
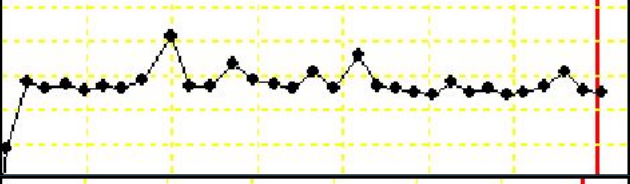
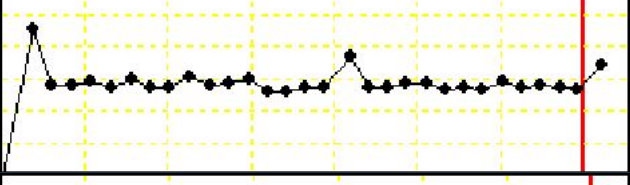
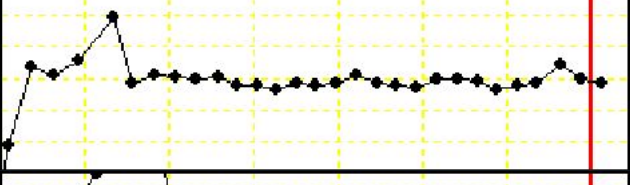

PI	Pilote	To	Temps	Max	Min	Graphe
1	DALLIERE Jean-Pi	31	07:12:44	00:15:08	00:13:04	
2	DAMIANI Fabrice	30	07:13:10	00:18:11	00:12:83	
3	FLORENT Marc	29	07:05:74	00:21:84	00:13:05	
4	DELORME Alain	29	07:12:10	00:21:14	00:13:60	
5	VANDEN BERGHE	27	07:06:79	00:28:14	00:13:97	
6	DAMIANI Lucas	27	07:08:11	00:23:12	00:13:82	
7	DELRIEUX Fabien	-1	00:00:00	00:00:00	59:59:99	

Phase finale 1 Serie A 3 Pr

PI	Pilote	To	Temps	Max	Min	Graphe
1	JOLYPRAT Mathis	32	07:02:00	00:17:33	00:08:11	
2	ROLLANDEZ Nola	30	07:06:88	00:16:50	00:13:19	
3	PREVOST Stéphan	30	07:09:16	00:17:54	00:12:99	
4	BOISSELAT Ludovi	29	07:07:89	00:20:07	00:12:65	
5	MEILLAND Franck	29	07:11:66	00:19:61	00:12:86	
6	ALVES Filipe	18	04:52:87	00:33:77	00:12:85	
7	COELHO Lucas	1	00:20:03	00:16:49	00:16:49	

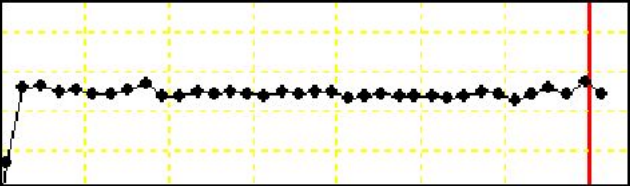
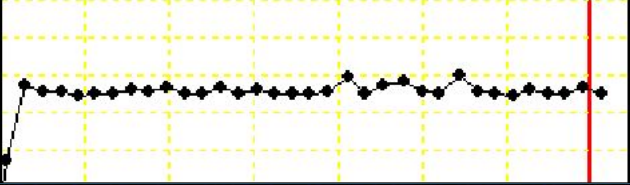
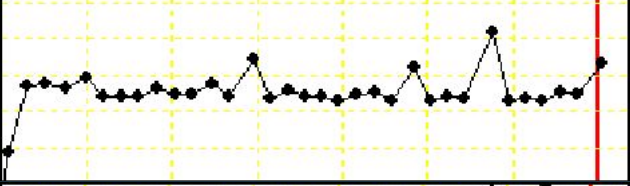


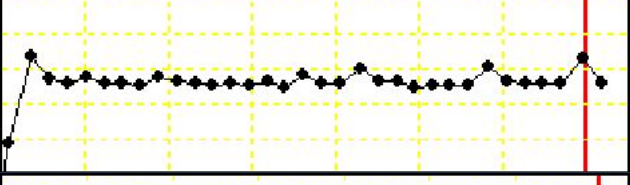
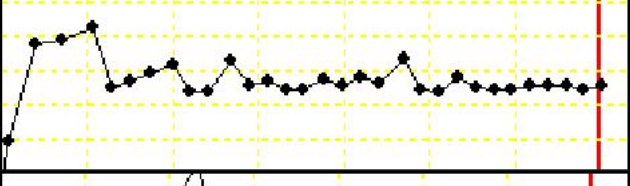
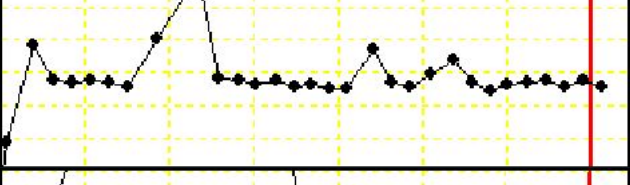
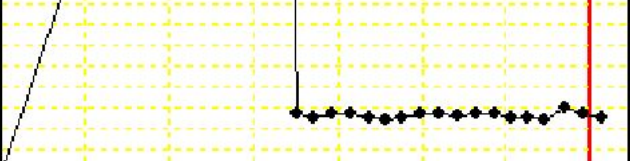
Phase finale 1 Serie C 2 O

12/02/2018

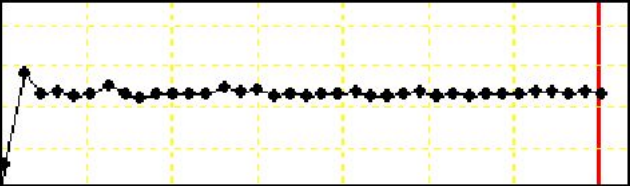

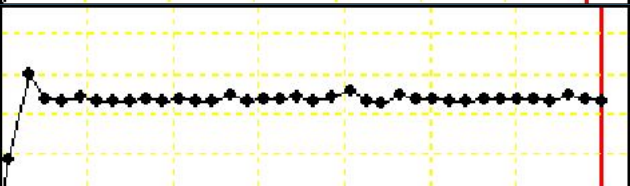

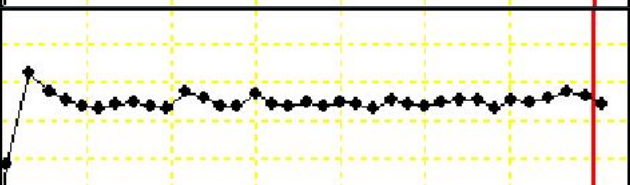
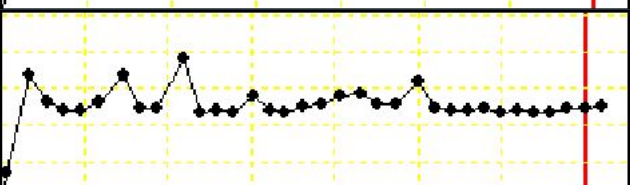
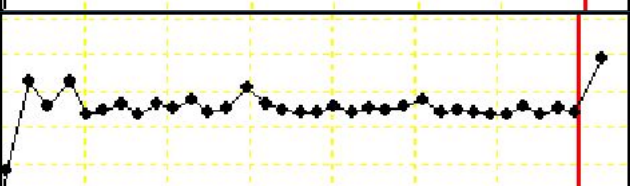
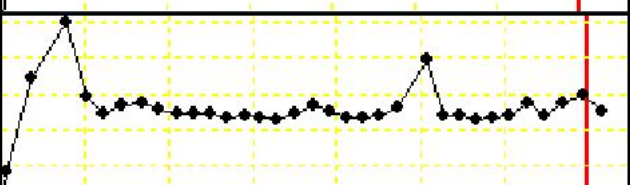
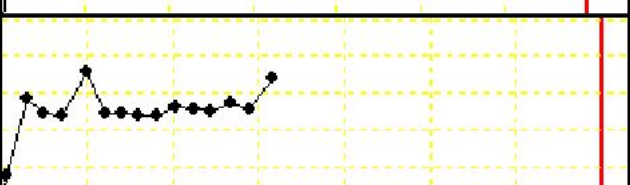
PI	Pilote	To	Temps	Max	Min	Graphe
1	GIRARDIN Damien	33	07:11:17	00:17:76	00:11:99	
2	DESVIGNES Christ	32	07:07:02	00:21:07	00:12:02	
3	GUYOT Jean-Pierr	32	07:07:39	00:19:34	00:12:17	
4	DESCHAMPS Eric	32	07:12:57	00:20:24	00:12:07	
5	SAUTAREL Christo	30	07:02:07	00:20:66	00:12:31	
6	LAPLACE Romain	29	07:13:42	00:18:47	00:12:92	
7	MAUREL Yannick	28	07:06:82	00:24:72	00:13:31	
8	DESCHAMPS Este	21	07:07:10	00:44:51	00:13:64	

Phase finale 1 Serie B 2 O

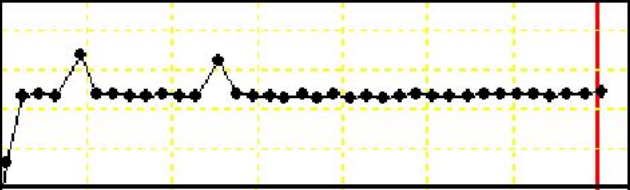
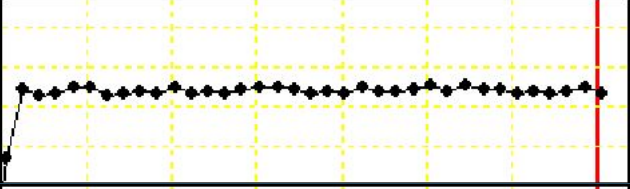


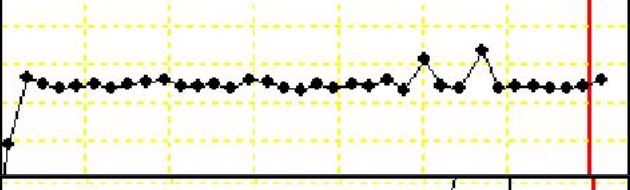
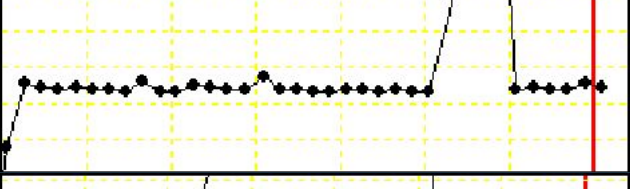


12/02/2018

PI	Pilote	To	Temps	Max	Min	Graphe
1	COELHO Yoann	35	07:09:11	00:13:68	00:11:35	
2	CHARENTREUIL Ric	33	07:08:11	00:14:97	00:12:31	
3	REGNAUX LARTO	32	07:02:84	00:20:84	00:11:43	
4	LEPINEC Gilles	32	07:07:04	00:26:47	00:11:35	
5	DA ROCHA Philipp	32	07:09:71	00:19:35	00:12:22	
6	MENETRE Yann	32	07:11:23	00:16:62	00:12:25	
7	BERNIN Franck	30	07:00:75	00:21:26	00:11:81	
8	BESSET Cyril	29	07:07:91	00:30:40	00:12:24	
9	BEINING Olivier	18	07:08:38	00:14:69	00:11:94	





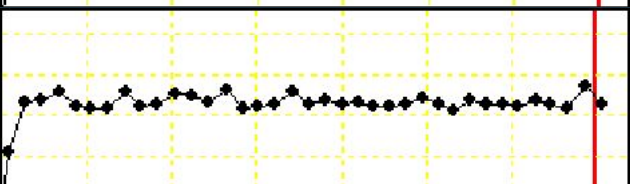
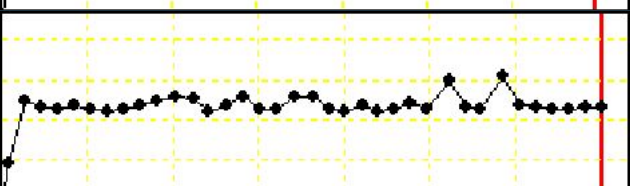

Phase finale 1 Serie A 2 O

PI	Pilote	To	Temps	Max	Min	Graphe
1	MARTELIN Christo	36	07:01:90	00:13:99	00:11:13	
2	FILLOUX Pierre	36	07:09:83	00:15:12	00:10:95	
3	MENETRE Damien	35	07:00:27	00:15:02	00:11:40	
4	MENETRE Arnaud	34	07:04:99	00:14:73	00:11:73	
5	WATRELOT Micha	34	07:06:32	00:16:09	00:11:45	
6	CASSARO Fabrice	33	07:12:43	00:19:05	00:11:60	
7	MONBAILLY Laure	33	07:16:91	00:19:54	00:11:72	
8	SIBILIA Jérôme	32	07:09:48	00:25:02	00:11:32	
9	JANTZEN Néo	14	03:09:99	00:17:91	00:11:92	

Phase finale 1 Serie B 1 S

PI	Pilote	To	Temps	Max	Min	Graphe
1	MOME David	35	07:02:46	00:16:83	00:11:25	
2	ROLLANDEZ Gilles	35	07:03:16	00:12:76	00:11:43	
3	TISSOT Pierre	35	07:03:44	00:15:14	00:11:09	
4	ROUVIERE Sebastien	35	07:04:55	00:14:40	00:11:32	
5	TAMASI Nicolas	34	07:08:08	00:16:73	00:11:45	
6	SPRIMONT Marc	32	07:05:62	00:49:47	00:11:46	
7	MEARINI Renaud	20	07:12:17	03:03:24	00:10:71	
8	ROCH Ammanuel	-1	00:00:00	00:00:00	59:59:99	

Phase finale 1 Serie A 1 S

PI	Pilote	To	Temps	Max	Min	Graphe
1	SAUX Georges	40	07:03:09	00:11:37	00:10:03	
2	PION-ROUX Loris	39	07:05:88	00:12:62	00:10:27	
3	DELORME Bastien	38	07:07:80	00:13:68	00:10:45	
4	BARIOT Patrick	37	07:01:99	00:16:79	00:10:53	
5	HEURTEL Anthony	36	07:03:79	00:13:49	00:10:62	
6	THIBAUT Olivier	35	07:00:42	00:15:33	00:10:97	
7	DASSANAYAKE C	21	03:55:76	00:12:44	00:10:56	
8	FLAMENT Sebastie	13	02:48:43	00:15:15	00:10:97	