

TROPHEE DES BOUCHONS

Saison 2017/2018

Mably Mini Bolide

2^{ème} manche

03/12/2017

Résultats finaux
Résultats par manche

2-3 décembre 2017 Manche

Place	Pilote	Catégorie	Club	Détail
1	ALVES Filipe	4 Tout Noobs	MMB	Manche 4 en 35T 8'12.59 Phase finale 1 en 34T 8'13.26
2	BOISSELAT Rayan	4 Tout Noobs	CAMM	Phase finale 1 en 32T 8'6.87 Phase finale 2 en 32T 8'8.24
3	DUPRE Bryan	4 Tout Noobs	MMB	Manche 4 en 32T 7'59.01 Manche 3 en 29T 8'0.26
4	MARTELIN Mateo	4 Tout Noobs	BMR	Phase finale 2 en 29T 8'5.83 Phase finale 1 en 29T 8'9.53
5	DUPRE Christophe	4 Tout Noobs	MMB	Manche 3 en 27T 8'12.23 Phase finale 2 en 26T 8'13.33

Nombre de lignes : 5

2-3 décembre 2017 Manche

Place	Pilote	Catégorie	Club	Détail
1	JOLY PRAT Mathis	3 Promo	MRCF	Phase finale 2 en 42T 8'3.61 Phase finale 1 en 42T 8'6.48
2	GANE Jonah	3 Promo	MRCF	Phase finale 2 en 43T 8'10.32 Manche 3 en 41T 8'5.76
3	COELHO Lucas	3 Promo	CAMM	Phase finale 2 en 42T 8'4.17 Phase finale 1 en 41T 8'6.13
4	ROLLANDEZ Nolan	3 Promo	MMB	Phase finale 1 en 40T 8'0.68 Phase finale 2 en 39T 8'1.77
5	DAMIANI Lucas	3 Promo	MMB	Phase finale 2 en 39T 8'10.79 Phase finale 1 en 38T 8'3.90
6	DALLIERE Jean-Pierre	3 Promo	MMB	Manche 2 en 38T 8'11.96 Manche 4 en 38T 8'19.13
7	LEORAT Sylvain	3 Promo	MBSM42	Phase finale 1 en 37T 8'7.89 Phase finale 2 en 36T 8'10.25
8	PREVOST Stéphane	3 Promo	MRCF	Phase finale 2 en 36T 8'0.59 Phase finale 1 en 36T 8'6.93
9	GANE Fabrice	3 Promo	MRCF	Manche 3 en 36T 8'11.06 Manche 2 en 36T 8'14.22
10	BOISSELAT Ludovic	3 Promo	CAMM	Manche 3 en 36T 8'3.66 Phase finale 1 en 35T 8'10.61
11	DAMIANI Fabrice	3 Promo	MMB	Phase finale 1 en 34T 8'2.95 Manche 4 en 33T 8'7.30
12	DELORME Alain	3 Promo	CAMM	Manche 3 en 33T 8'0.53 Phase finale 2 en 33T 8'2.85
13	CHENAILLE Eric	3 Promo	MBSM42	Phase finale 2 en 32T 8'12.88 Phase finale 1 en 31T 8'10.07
14	JAMES Pascal	3 Promo	MZCC	Manche 3 en 30T 8'9.57 Manche 2 en 27T 8'1.44
15	JANTZEN Eric	3 Promo	CAMSE	Phase finale 2 en 28T 8'4.20 Manche 1 en 28T 8'14.73

Nombre de lignes : 15

2-3 décembre 2017 Manche

Place	Pilote	Catégorie	Club	Détail
1	FILLOUX Pierre	2 Open	MZCC	Manche 4 en 45T 8'9.76 Phase finale 1 en 44T 8'9.53
2	MARTELIN Christophe	2 Open	BMR	Phase finale 1 en 45T 8'4.99 Manche 4 en 43T 8'0.65
3	PEDRI Christophe	2 Open	MRCPM	Phase finale 1 en 44T 8'4.43 Phase finale 2 en 43T 8'0.96
4	JANTZEN Néo	2 Open	CAMSE	Phase finale 2 en 44T 8'7.53 Phase finale 1 en 43T 8'7.30
5	COELHO Yoann	2 Open	CAMM	Phase finale 2 en 44T 8'5.07 Manche 1 en 42T 8'7.52
6	BERNIN Franck	2 Open	MZCC	Phase finale 1 en 43T 8'9.85 Manche 4 en 41T 8'3.22
7	WATRELOT Michael	2 Open	CAMM	Phase finale 2 en 42T 8'7.05 Manche 3 en 41T 8'3.51
8	PION-ROUX Patrick	2 Open	BMR	Phase finale 1 en 40T 8'9.21 Phase finale 2 en 39T 8'13.56
9	MATHIEU Lionel	2 Open	MMB	Phase finale 2 en 39T 8'0.35 Manche 3 en 39T 8'6.79
10	BESSET Cyril	2 Open	MZCC	Manche 3 en 39T 8'7.49 Manche 4 en 39T 8'12.68
11	DESCHAMPS Eric	2 Open	MMB	Manche 3 en 39T 8'6.22 Manche 4 en 38T 8'4.91
12	DESCHAMPS Esteban	2 Open	MMB	Manche 3 en 38T 8'8.40 Phase finale 2 en 38T 8'14.60
13	CAPRILI Pierre Alexandre	2 Open	CAMM	Phase finale 1 en 39T 8'6.44 Manche 4 en 34T 8'3.31
14	PILATO Polo	2 Open	MMB	Phase finale 2 en 38T 8'10.65 Phase finale 1 en 35T 8'1.80
15	SAUTAREL Christophe	2 Open	BUZZ RC	Manche 4 en 36T 8'4.25 Manche 3 en 36T 8'11.03
16	LAPLACE Romain	2 Open	CAMM	Phase finale 2 en 36T 8'5.88 Phase finale 1 en 36T 8'10.13
17	GIRARDIN Damien	2 Open	CAMM	Manche 1 en 35T 8'4.99 Phase finale 2 en 34T 8'1.00
18	CHEVROLAT Richard	2 Open	BMR	Manche 4 en 33T 8'12.42 Phase finale 1 en 31T 7'10.01

Nombre de lignes : 18

2-3 décembre 2017 Manche

Place	Pilote	Catégorie	Club	Détail
1	BARIOT Patrick	1 Super Trophée	Toulon	Manche 4 en 47T 8'2.16 Phase finale 1 en 47T 8'8.50
2	PION-ROUX Loris	1 Super Trophée	BMR	Phase finale 2 en 48T 8'8.81 Manche 4 en 46T 8'6.62
3	MOME David	1 Super Trophée	MRCF	Manche 1 en 46T 8'6.44 Manche 3 en 46T 8'10.14
4	MORIAUD Youen	1 Super Trophée	CAMM	Phase finale 1 en 45T 8'3.96 Phase finale 2 en 44T 8'2.66
5	DELORME Bastien	1 Super Trophée	BMR	Manche 3 en 44T 8'3.89 Manche 4 en 44T 8'6.32
6	HEURTEL Anthony	1 Super Trophée	MZCC	Phase finale 2 en 44T 8'5.67 Manche 3 en 43T 8'3.60
7	WOLFF Stephane	1 Super Trophée	sundgau mini z	Phase finale 2 en 43T 8'3.22 Phase finale 1 en 43T 8'6.52
8	FLAMENT Sebastein	1 Super Trophée	MZCC	Phase finale 1 en 43T 8'9.44 Manche 3 en 43T 8'10.81
9	THIBAUT Olivier	1 Super Trophée	MZCC	Manche 3 en 42T 8'12.19 Manche 2 en 41T 8'10.49
10	MEARINI Renaud	1 Super Trophée	MZCC	Phase finale 2 en 40T 8'0.13 Phase finale 1 en 40T 8'4.20
11	ROLLANDEZ Gilles	1 Super Trophée	MMB	Manche 4 en 33T 8'4.45 Phase finale 2 en 15T 3'11.28
Nombre de lignes : 11				



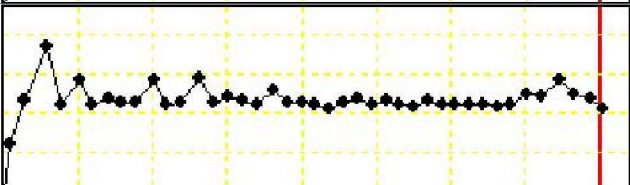
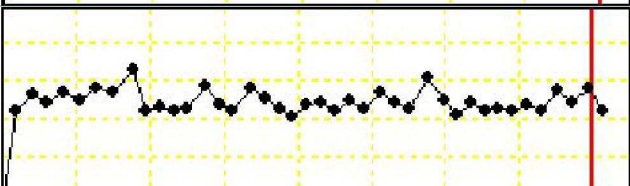
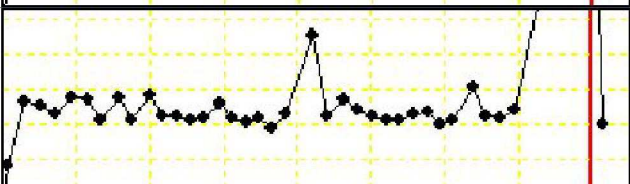
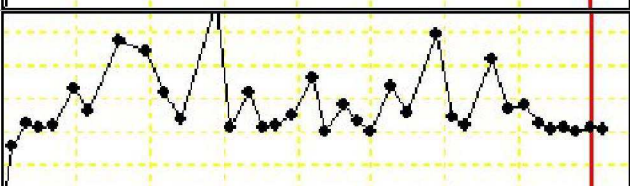
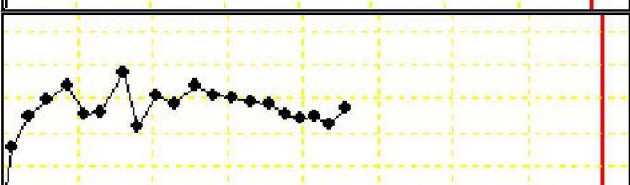
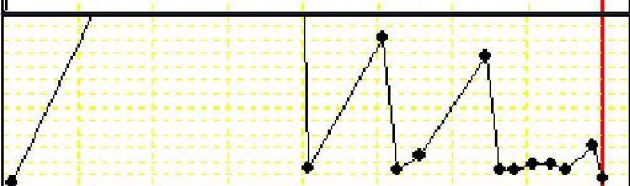


2-3 décembre 2017 Manche

Place	Pilote	Catégorie	Club	Détail
1	BARIOT Patrick	1 Super Trophée	Toulon	Manche 4 en 47T 8'2.16 Phase finale 1 en 47T 8'8.50
2	PION-ROUX Loris	1 Super Trophée	BMR	Phase finale 2 en 48T 8'8.81 Manche 4 en 46T 8'6.62
3	MOME David	1 Super Trophée	MRCF	Manche 1 en 46T 8'6.44 Manche 3 en 46T 8'10.14
4	MORIAUD Youen	1 Super Trophée	CAMM	Phase finale 1 en 45T 8'3.96 Phase finale 2 en 44T 8'2.66
5	FILLOUX Pierre	2 Open	MZCC	Manche 4 en 45T 8'9.76 Phase finale 1 en 44T 8'9.53
6	MARTELIN Christophe	2 Open	BMR	Phase finale 1 en 45T 8'4.99 Manche 4 en 43T 8'0.65
7	DELORME Bastien	1 Super Trophée	BMR	Manche 3 en 44T 8'3.89 Manche 4 en 44T 8'6.32
8	PEDRI Christophe	2 Open	MRCPM	Phase finale 1 en 44T 8'4.43 Phase finale 2 en 43T 8'0.96
9	HEURTEL Anthony	1 Super Trophée	MZCC	Phase finale 2 en 44T 8'5.67 Manche 3 en 43T 8'3.60
10	JANTZEN Néo	2 Open	CAMSE	Phase finale 2 en 44T 8'7.53 Phase finale 1 en 43T 8'7.30
11	WOLFF Stephane	1 Super Trophée	sundgau mini z	Phase finale 2 en 43T 8'3.22 Phase finale 1 en 43T 8'6.52
12	COELHO Yoann	2 Open	CAMM	Phase finale 2 en 44T 8'5.07 Manche 1 en 42T 8'7.52
13	FLAMENT Sebastien	1 Super Trophée	MZCC	Phase finale 1 en 43T 8'9.44 Manche 3 en 43T 8'10.81
14	JOLY PRAT Mathis	3 Promo	MRCF	Phase finale 2 en 42T 8'3.61 Phase finale 1 en 42T 8'6.48
15	BERNIN Franck	2 Open	MZCC	Phase finale 1 en 43T 8'9.85 Manche 4 en 41T 8'3.22
16	GANE Jonah	3 Promo	MRCF	Phase finale 2 en 43T 8'10.32 Manche 3 en 41T 8'5.76
17	COELHO Lucas	3 Promo	CAMM	Phase finale 2 en 42T 8'4.17 Phase finale 1 en 41T 8'6.13
18	WATRELOT Michael	2 Open	CAMM	Phase finale 2 en 42T 8'7.05 Manche 3 en 41T 8'3.51
19	THIBAUT Olivier	1 Super Trophée	MZCC	Manche 3 en 42T 8'12.19 Manche 2 en 41T 8'10.49
20	MEARINI Renaud	1 Super Trophée	MZCC	Phase finale 2 en 40T 8'0.13 Phase finale 1 en 40T 8'4.20
21	ROLLANDEZ Nolan	3 Promo	MMB	Phase finale 1 en 40T 8'0.68 Phase finale 2 en 39T 8'1.77
22	PION-ROUX Patrick	2 Open	BMR	Phase finale 1 en 40T 8'9.21 Phase finale 2 en 39T 8'13.56
23	MATHIEU Lionel	2 Open	MMB	Phase finale 2 en 39T 8'0.35 Manche 3 en 39T 8'6.79
24	BESSET Cyril	2 Open	MZCC	Manche 3 en 39T 8'7.49 Manche 4 en 39T 8'12.68
25	DESCHAMPS Eric	2 Open	MMB	Manche 3 en 39T 8'6.22 Manche 4 en 38T 8'4.91
26	DAMIANI Lucas	3 Promo	MMB	Phase finale 2 en 39T 8'10.79 Phase finale 1 en 38T 8'3.90
27	DESCHAMPS Esteban	2 Open	MMB	Manche 3 en 38T 8'8.40 Phase finale 2 en 38T 8'14.60
28	DALLIERE Jean-Pierre	3 Promo	MMB	Manche 2 en 38T 8'11.96 Manche 4 en 38T 8'19.13

Place	Pilote	Catégorie	Club	Détail
29	CAPRILI Pierre Alexandre	2 Open	CAMM	Phase finale 1 en 39T 8'6.44 Manche 4 en 34T 8'3.31
30	PILATO Polo	2 Open	MMB	Phase finale 2 en 38T 8'10.65 Phase finale 1 en 35T 8'1.80
31	LEORAT Sylvain	3 Promo	MBSM42	Phase finale 1 en 37T 8'7.89 Phase finale 2 en 36T 8'10.25
32	PREVOST Stéphane	3 Promo	MRCF	Phase finale 2 en 36T 8'0.59 Phase finale 1 en 36T 8'6.93
33	SAUTAREL Christophe	2 Open	BUZZ RC	Manche 4 en 36T 8'4.25 Manche 3 en 36T 8'11.03
34	LAPLACE Romain	2 Open	CAMM	Phase finale 2 en 36T 8'5.88 Phase finale 1 en 36T 8'10.13
35	GANE Fabrice	3 Promo	MRCF	Manche 3 en 36T 8'11.06 Manche 2 en 36T 8'14.22
36	BOISSELAT Ludovic	3 Promo	CAMM	Manche 3 en 36T 8'3.66 Phase finale 1 en 35T 8'10.61
37	GIRARDIN Damien	2 Open	CAMM	Manche 1 en 35T 8'4.99 Phase finale 2 en 34T 8'1.00
38	ALVES Filipe	4 Tout Noobs	MMB	Manche 4 en 35T 8'12.59 Phase finale 1 en 34T 8'13.26
39	DAMIANI Fabrice	3 Promo	MMB	Phase finale 1 en 34T 8'2.95 Manche 4 en 33T 8'7.30
40	DELORME Alain	3 Promo	CAMM	Manche 3 en 33T 8'0.53 Phase finale 2 en 33T 8'2.85
41	CHEVROLAT Richard	2 Open	BMR	Manche 4 en 33T 8'12.42 Phase finale 1 en 31T 7'10.01
42	BOISSELAT Rayan	4 Tout Noobs	CAMM	Phase finale 1 en 32T 8'6.87 Phase finale 2 en 32T 8'8.24
43	CHENAILLE Eric	3 Promo	MBSM42	Phase finale 2 en 32T 8'12.88 Phase finale 1 en 31T 8'10.07
44	DUPRE Bryan	4 Tout Noobs	MMB	Manche 4 en 32T 7'59.01 Manche 3 en 29T 8'0.26
45	MARTELIN Mateo	4 Tout Noobs	BMR	Phase finale 2 en 29T 8'5.83 Phase finale 1 en 29T 8'9.53
46	JAMES Pascal	3 Promo	MZCC	Manche 3 en 30T 8'9.57 Manche 2 en 27T 8'1.44
47	JANTZEN Eric	3 Promo	CAMSE	Phase finale 2 en 28T 8'4.20 Manche 1 en 28T 8'14.73
48	DUPRE Christophe	4 Tout Noobs	MMB	Manche 3 en 27T 8'12.23 Phase finale 2 en 26T 8'13.33
49	ROLLANDEZ Gilles	1 Super Trophée	MMB	Manche 4 en 33T 8'4.45 Phase finale 2 en 15T 3'11.28

Nombre de lignes : 49

Manche 1 SerieA

PI	Pilote	To	Temps	Max	Min	Graphe
1	MOME David	46	08:06:44	00:11:83	00:09:81	
2	THIBAUT Olivier	40	08:01:78	00:16:78	00:10:74	
3	PEDRI Christophe	40	08:02:22	00:18:34	00:10:62	
4	WATRELOT Micha	39	08:08:08	00:16:53	00:10:27	
5	PION-ROUX Loris	36	08:09:18	01:01:76	00:09:52	
6	BERNIN Franck	34	08:08:56	00:29:66	00:10:00	
7	MEARINI Renaud	19	04:34:91	00:18:84	00:10:84	
8	ROLLANDEZ Gilles	13	08:00:61	03:44:57	00:08:76	
9	JANTZEN Néo	7	01:49:30	00:26:14	00:11:39	
10	MORIAUD Youen	-1	00:00:00	00:00:00	59:59:99	

Phase finale 1 SerieA

PI	Pilote	To	Temps	Max	Min	Graphe
1	MOME David	46	08:06:44	00:11:83	00:09:81	
2	THIBAUT Olivier	40	08:01:78	00:16:78	00:10:74	
3	PEDRI Christophe	40	08:02:22	00:18:34	00:10:62	
4	WATRELOT Micha	39	08:08:08	00:16:53	00:10:27	
5	PION-ROUX Loris	36	08:09:18	01:01:76	00:09:52	
6	BERNIN Franck	34	08:08:56	00:29:66	00:10:00	
7	MEARINI Renaud	19	04:34:91	00:18:84	00:10:84	
8	ROLLANDEZ Gilles	13	08:00:61	03:44:57	00:08:76	
9	JANTZEN Néo	7	01:49:30	00:26:14	00:11:39	
10	MORIAUD Youen	-1	00:00:00	00:00:00	59:59:99	

Manche 1 SerieB

PI	Pilote	To	Temps	Max	Min	Graphe
1	JOLY PRAT Mathis	41	08:06:36	00:15:88	00:10:51	
2	FLAMENT Sebastien	40	08:11:39	00:17:39	00:10:30	
3	MATHIEU Lionel	37	08:05:03	00:17:61	00:11:09	
4	COELHO Lucas	37	08:13:55	00:20:50	00:10:78	
5	DALLIERE Jean-Pi	35	08:13:32	00:21:16	00:10:90	
6	MARTELIN Christo	32	08:08:81	01:48:13	00:10:18	
7	CAPRILI Pierre Ale	31	08:06:96	00:29:85	00:10:26	
8	BESSET Cyril	28	07:17:40	00:25:17	00:11:47	
9	HEURTEL Anthony	27	08:07:27	01:39:01	00:10:42	
10	DESCHAMPS Eric	9	06:12:34	02:39:64	00:11:07	

Manche 4 SerieB

PI	Pilote	To	Temps	Max	Min	Graphe
1	JOLY PRAT Mathis	41	08:06:36	00:15:88	00:10:51	
2	FLAMENT Sebastien	40	08:11:39	00:17:39	00:10:30	
3	MATHIEU Lionel	37	08:05:03	00:17:61	00:11:09	
4	COELHO Lucas	37	08:13:55	00:20:50	00:10:78	
5	DALLIERE Jean-Pi	35	08:13:32	00:21:16	00:10:90	
6	MARTELIN Christo	32	08:08:81	01:48:13	00:10:18	
7	CAPRILI Pierre Ale	31	08:06:96	00:29:85	00:10:26	
8	BESSET Cyril	28	07:17:40	00:25:17	00:11:47	
9	HEURTEL Anthony	27	08:07:27	01:39:01	00:10:42	
10	DESCHAMPS Eric	9	06:12:34	02:39:64	00:11:07	

Manche 1 SerieC

PI	Pilote	To	Temps	Max	Min	Graphe
1	GANE Jonah	38	08:08:82	00:15:84	00:11:09	
2	DESCHAMPS Este	35	08:00:28	00:19:43	00:10:93	
3	GIRARDIN Damien	35	08:04:99	00:18:53	00:11:57	
4	ROLLANDEZ Nola	33	08:03:18	00:25:01	00:11:82	
5	LAPLACE Romain	31	08:01:82	00:21:42	00:13:05	
6	LEORAT Sylvain	29	08:13:65	00:25:22	00:12:88	
7	SAUTAREL Christo	28	08:04:21	00:34:59	00:12:52	
8	PREVOST Stéphane	28	08:12:24	01:04:96	00:11:96	
9	JANTZEN Eric	28	08:14:73	00:27:48	00:13:77	
10	DAMIANI Fabrice	27	08:09:82	00:25:04	00:12:70	

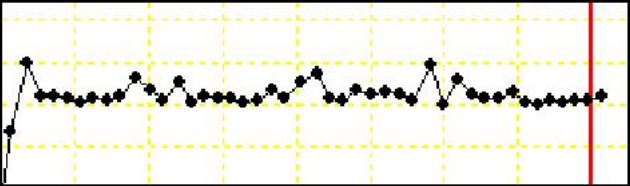
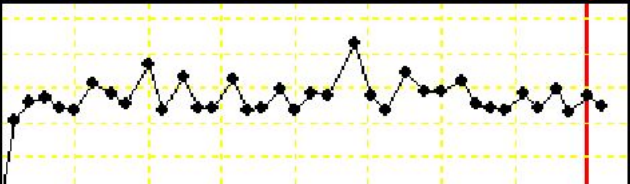
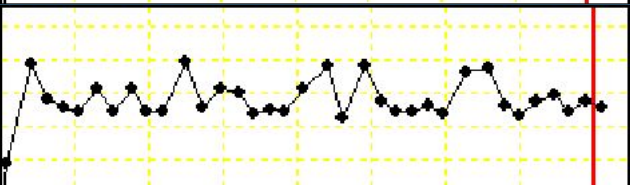
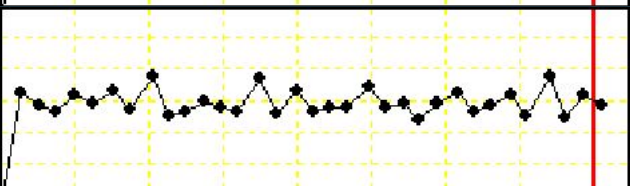
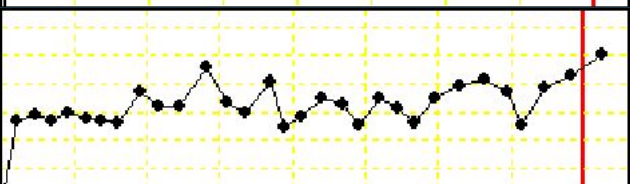
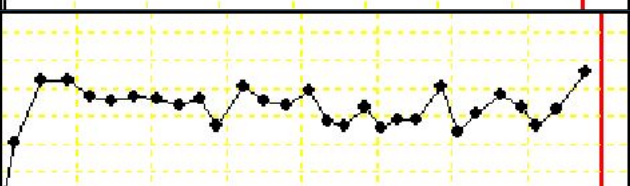
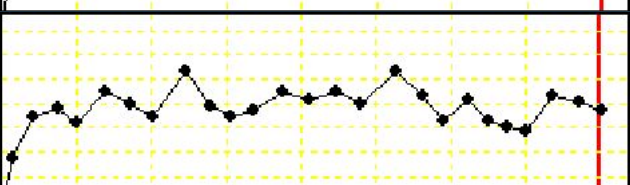
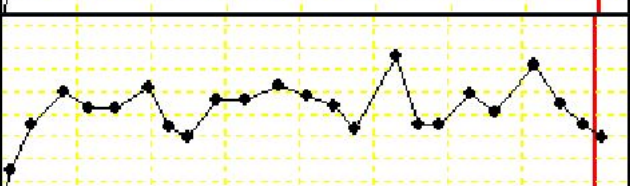
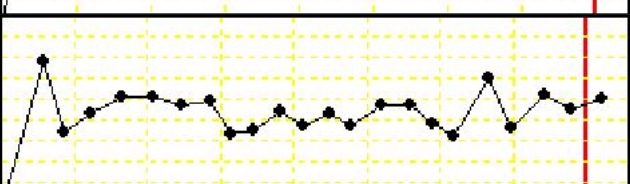

Manche 3 SerieC

PI	Pilote	To	Temps	Max	Min	Graphe
1	GANE Jonah	38	08:08:82	00:15:84	00:11:09	
2	DESCHAMPS Este	35	08:00:28	00:19:43	00:10:93	
3	GIRARDIN Damien	35	08:04:99	00:18:53	00:11:57	
4	ROLLANDEZ Nola	33	08:03:18	00:25:01	00:11:82	
5	LAPLACE Romain	31	08:01:82	00:21:42	00:13:05	
6	LEORAT Sylvain	29	08:13:65	00:25:22	00:12:88	
7	SAUTAREL Christo	28	08:04:21	00:34:59	00:12:52	
8	PREVOST Stéphane	28	08:12:24	01:04:96	00:11:96	
9	JANTZEN Eric	28	08:14:73	00:27:48	00:13:77	
10	DAMIANI Fabrice	27	08:09:82	00:25:04	00:12:70	

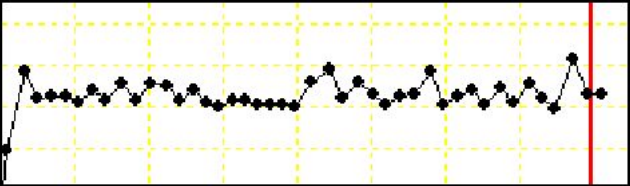
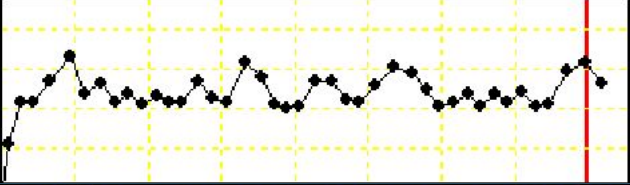
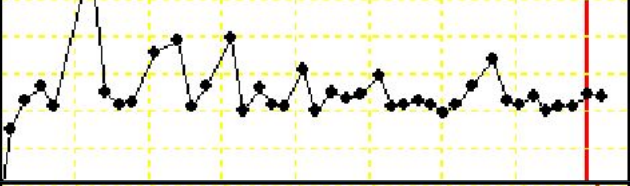
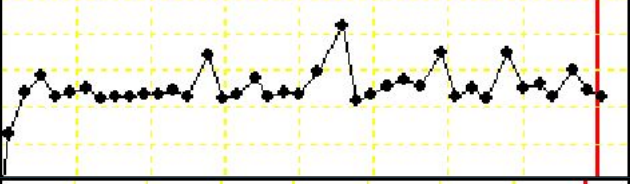
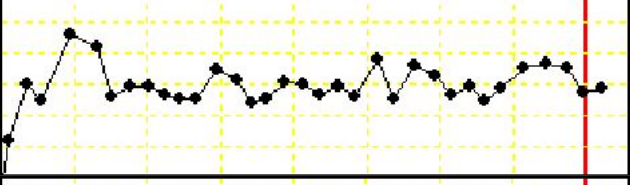
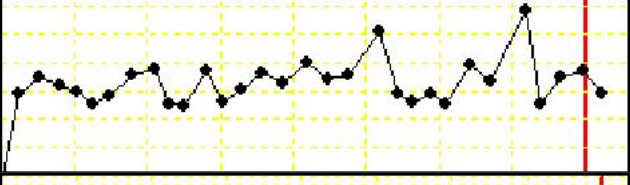



Manche 1 SerieD

PI	Pilote	To	Temps	Max	Min	Graphe
1	BARIOT Patrick	43	08:08:12	00:14:79	00:09:96	
2	PION-ROUX Patric	35	08:11:42	00:21:41	00:11:39	
3	DAMIANI Lucas	34	08:07:02	00:19:48	00:11:27	
4	GANE Fabrice	32	08:06:38	00:18:90	00:12:03	
5	BOISSELAT Ludovi	29	08:15:17	00:25:11	00:12:23	
6	DUPRE Bryan	27	07:47:29	00:22:92	00:12:23	
7	JAMES Pascal	24	08:01:20	00:26:91	00:14:46	
8	CHENAILLE Eric	22	08:04:72	00:33:19	00:14:82	
9	DUPRE Christophe	21	08:12:95	00:30:04	00:16:24	
10	BOISSELAT Rayan	-1	00:00:00	00:00:00	59:59:99	

Manche 2 SerieD

PI	Pilote	To	Temps	Max	Min	Grappe
1	BARIOT Patrick	43	08:08:12	00:14:79	00:09:96	
2	PION-ROUX Patric	35	08:11:42	00:21:41	00:11:39	
3	DAMIANI Lucas	34	08:07:02	00:19:48	00:11:27	
4	GANE Fabrice	32	08:06:38	00:18:90	00:12:03	
5	BOISSELAT Ludovi	29	08:15:17	00:25:11	00:12:23	
6	DUPRE Bryan	27	07:47:29	00:22:92	00:12:23	
7	JAMES Pascal	24	08:01:20	00:26:91	00:14:46	
8	CHENAILLE Eric	22	08:04:72	00:33:19	00:14:82	
9	DUPRE Christophe	21	08:12:95	00:30:04	00:16:24	
10	BOISSELAT Rayan	-1	00:00:00	00:00:00	59:59:99	

Manche 1 SerieE

PI	Pilote	To	Temps	Max	Min	Graphe
1	COELHO Yoann	42	08:07:52	00:15:67	00:09:69	
2	DELORME Bastein	40	08:11:49	00:16:70	00:10:08	
3	FILLOUX Pierre	38	08:10:93	00:30:54	00:09:76	
4	WOLFF Stephane	37	08:03:50	00:21:18	00:10:96	
5	ALVES Filipe	32	08:13:28	00:23:19	00:12:23	
6	CHEVROLAT Rich	29	08:14:22	00:29:05	00:12:39	
7	MARTELIN Mateo	-1	00:00:00	00:00:00	59:59:99	
8	PILATO Polo	-1	00:00:00	00:00:00	59:59:99	
9	DELORME Alain	-1	00:00:00	00:00:00	59:59:99	

Manche 2 SerieA

PI	Pilote	To	Temps	Max	Min	Graphe
1	BARIOT Patrick	46	08:05:15	00:13:82	00:09:44	
2	MOME David	44	08:01:47	00:15:29	00:09:80	
3	THIBAUT Olivier	41	08:10:49	00:16:37	00:10:71	
4	WATRELOT Micha	40	08:03:54	00:20:18	00:09:96	
5	PEDRI Christophe	40	08:06:23	00:16:96	00:10:65	
6	GANE Jonah	38	08:03:70	00:19:21	00:10:69	
7	FLAMENT Sebastien	35	07:37:50	00:23:24	00:10:32	
8	JOLY PRAT Mathis	34	08:12:58	01:24:72	00:10:50	
9	COELHO Yoann	23	05:27:64	00:24:68	00:10:08	
10	DELORME Bastien	19	05:49:63	02:09:34	00:10:36	

Phase finale 2 SerieA

PI	Pilote	To	Temps	Max	Min	Graphe
1	BARIOT Patrick	46	08:05:15	00:13:82	00:09:44	
2	MOME David	44	08:01:47	00:15:29	00:09:80	
3	THIBAUT Olivier	41	08:10:49	00:16:37	00:10:71	
4	WATRELOT Micha	40	08:03:54	00:20:18	00:09:96	
5	PEDRI Christophe	40	08:06:23	00:16:96	00:10:65	
6	GANE Jonah	38	08:03:70	00:19:21	00:10:69	
7	FLAMENT Sebastien	35	07:37:50	00:23:24	00:10:32	
8	JOLY PRAT Mathis	34	08:12:58	01:24:72	00:10:50	
9	COELHO Yoann	23	05:27:64	00:24:68	00:10:08	
10	DELORME Bastien	19	05:49:63	02:09:34	00:10:36	

Manche 2 SerieB

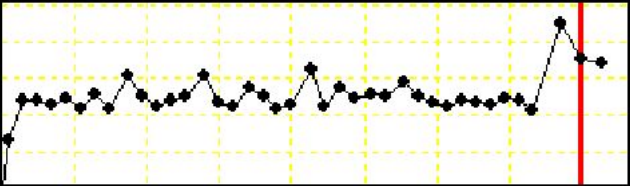
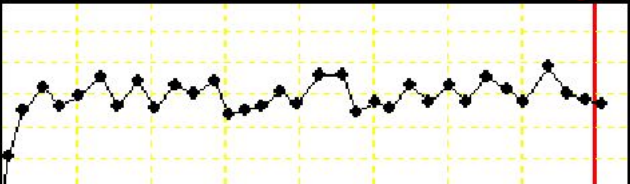
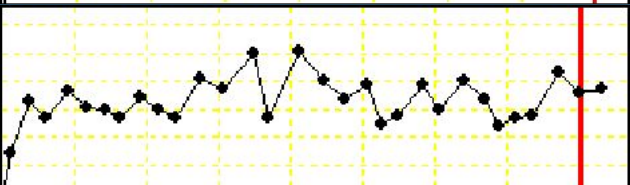
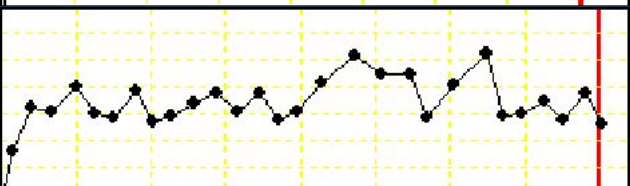
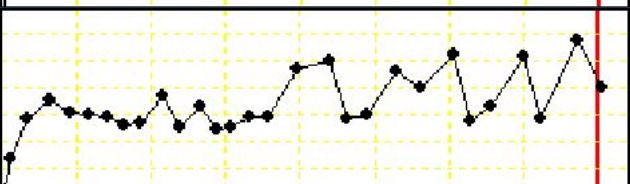
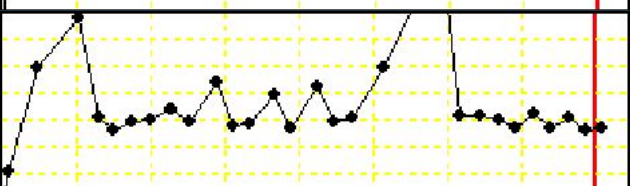
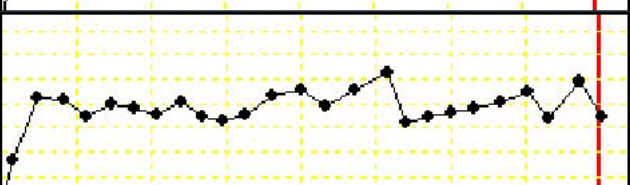
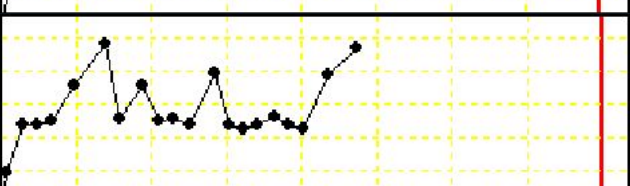


PI	Pilote	To	Temps	Max	Min	Graphe
1	FILLOUX Pierre	43	08:09:24	00:19:60	00:09:73	
2	DALLIERE Jean-Pi	38	08:11:96	00:17:15	00:10:90	
3	MATHIEU Lionel	37	08:02:08	00:19:75	00:10:93	
4	WOLFF Stephane	35	08:11:26	00:20:16	00:11:38	
5	PION-ROUX Patric	34	08:06:80	00:28:91	00:10:72	
6	DAMIANI Lucas	32	08:06:30	00:35:32	00:11:52	
7	GIRARDIN Damien	21	05:03:18	00:21:99	00:11:49	
8	COELHO Lucas	19	04:41:38	00:24:01	00:11:14	
9	PION-ROUX Loris	18	04:26:99	00:46:58	00:09:95	
10	DESCHAMPS Este	17	06:36:26	02:18:35	00:11:19	

Manche 2 SerieC

05/12/2017

PI	Pilote	To	Temps	Max	Min	Graphe
1	MARTELIN Christo	41	08:13:03	00:18:68	00:10:29	
2	ROLLANDEZ Nola	37	08:06:63	00:15:76	00:10:83	
3	BERNIN Franck	37	08:16:78	00:18:58	00:10:37	
4	GANE Fabrice	36	08:14:22	00:17:91	00:12:19	
5	BOISSELAT Ludovi	35	08:12:00	00:22:31	00:12:10	
6	LEORAT Sylvain	34	08:05:13	00:18:66	00:12:23	
7	LAPLACE Romain	33	08:09:70	00:23:09	00:12:09	
8	CHEVROLAT Rich	30	08:01:76	00:26:62	00:12:09	
9	CAPRILI Pierre Ale	14	03:45:36	00:29:38	00:10:94	
10	ALVES Filipe	12	08:04:97	04:03:08	00:12:62	

Manche 2 SerieD

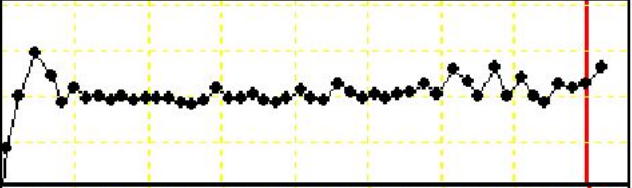
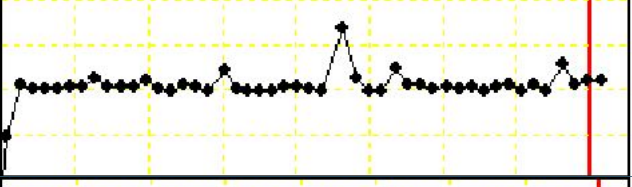
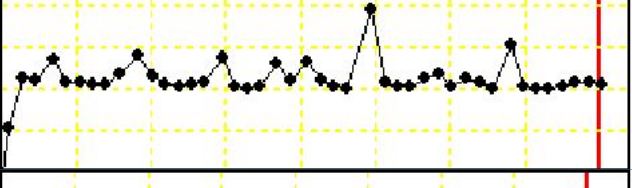
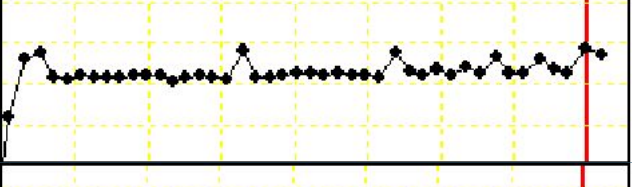
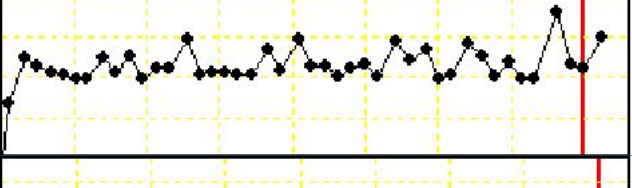

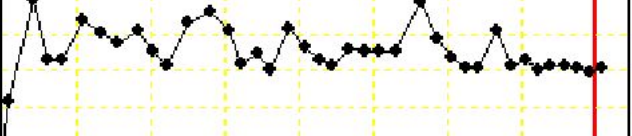
PI	Pilote	To	Temps	Max	Min	Grappe
1	HEURTEL Anthony	38	08:16:46	00:22:59	00:10:68	
2	PREVOST Stéphan	32	08:04:12	00:19:50	00:11:94	
3	DUPRE Bryan	29	08:17:78	00:25:21	00:12:14	
4	JAMES Pascal	27	08:01:44	00:25:98	00:13:18	
5	DAMIANI Fabrice	27	08:02:53	00:28:81	00:12:35	
6	SAUTAREL Christo	27	08:05:45	00:46:32	00:13:03	
7	CHENAILLE Eric	24	08:00:83	00:26:42	00:16:23	
8	BESSET Cyril	19	04:44:08	00:24:00	00:11:24	
9	DUPRE Christophe	17	08:11:31	01:49:44	00:15:51	
10	JANTZEN Eric	4	01:20:48	00:20:67	00:15:15	

Manche 2 SerieE

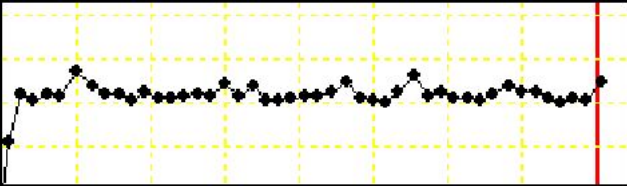
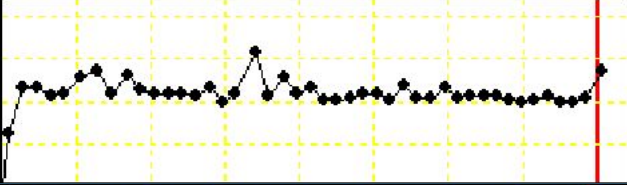

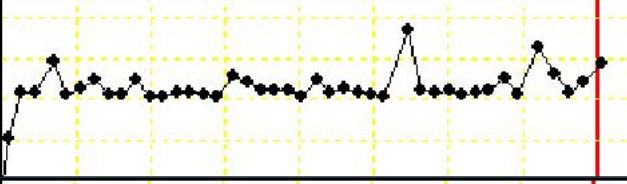

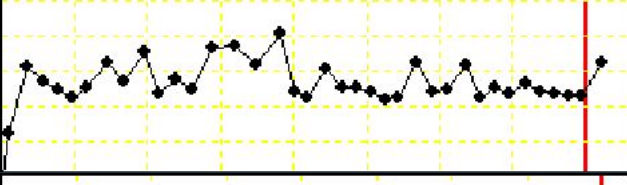
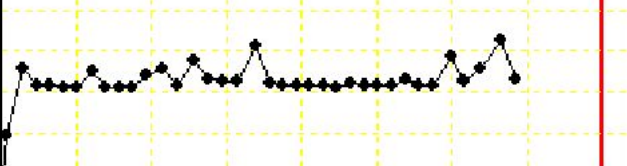
PI	Pilote	To	Temps	Max	Min	Graphe
1	DESCHAMPS Eric	36	08:02:71	00:18:64	00:10:87	
2	JANTZEN Néo	34	08:06:30	00:23:53	00:11:15	
3	PILATO Polo	28	08:02:39	00:26:11	00:12:24	
4	MARTELIN Mateo	26	08:02:12	00:23:95	00:13:71	
5	MEARINI Renaud	24	08:07:95	02:59:48	00:10:43	
6	MORIAUD Youen	17	04:06:81	00:18:26	00:11:44	
7	ROLLANDEZ Gilles	9	02:09:88	00:19:09	00:11:89	
8	DELORME Alain	-1	00:00:00	00:00:00	59:59:99	
9	BOISSELAT Rayan	-1	00:00:00	00:00:00	59:59:99	

Manche 3 SerieA

05/12/2017

PI	Pilote	To	Temps	Max	Min	Graphe
1	BARIOT Patrick	47	08:11:88	00:14:59	00:09:09	
2	MOME David	46	08:10:14	00:16:78	00:09:75	
3	MARTELIN Christo	42	08:01:54	00:19:49	00:10:00	
4	THIBAUT Olivier	42	08:12:19	00:14:27	00:10:37	
5	COELHO Yoann	42	08:14:91	00:17:94	00:09:73	
6	JOLY PRAT Mathis	41	08:01:90	00:15:43	00:10:36	
7	FILLOUX Pierre	37	08:05:41	00:19:79	00:09:90	

Manche 3 SerieB

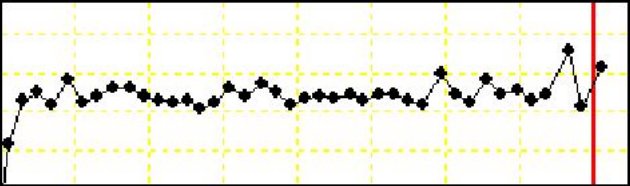
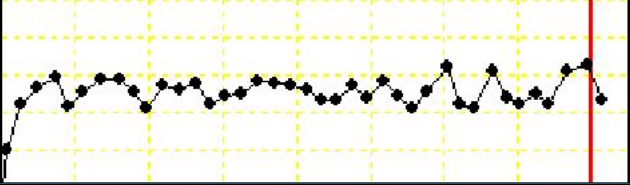
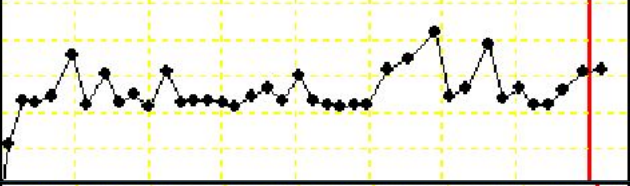
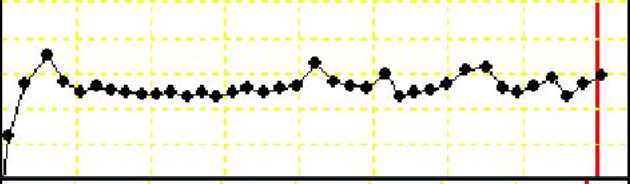
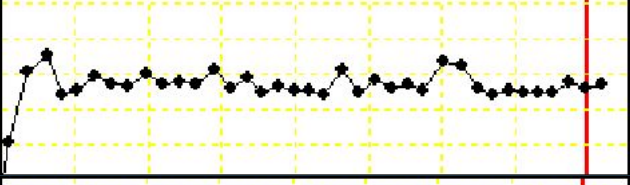
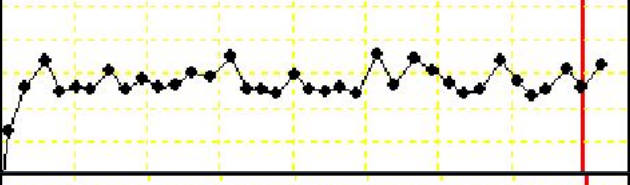

PI	Pilote	To	Temps	Max	Min	Graphe
1	DELORME Bastien	44	08:03:89	00:13:46	00:09:80	
2	HEURTEL Anthony	43	08:03:60	00:15:82	00:09:87	
3	FLAMENT Sebastien	43	08:10:81	00:14:76	00:09:98	
4	WATRELOT Micha	41	08:03:51	00:18:62	00:10:26	
5	GANE Jonah	41	08:05:76	00:15:72	00:10:47	
6	DALLIERE Jean-Pi	36	08:13:78	00:20:38	00:10:69	
7	PEDRI Christophe	35	06:51:40	00:16:48	00:10:46	

Manche 3 SerieC

05/12/2017

PI	Pilote	To	Temps	Max	Min	Graphe
1	DESCHAMPS Eric	39	08:06:22	00:16:31	00:10:71	
2	MATHIEU Lionel	39	08:06:79	00:17:21	00:10:78	
3	ROLLANDEZ Nola	38	08:02:09	00:18:35	00:10:54	
4	WOLFF Stephane	37	08:00:07	00:22:90	00:10:61	
5	BERNIN Franck	37	08:11:49	00:21:79	00:10:46	
6	PION-ROUX Loris	22	04:25:34	00:13:84	00:09:74	
7	COELHO Lucas	14	03:00:83	00:16:28	00:10:57	

Manche 3 SerieD

PI	Pilote	To	Temps	Max	Min	Graphe
1	JANTZEN Néo	39	08:06:27	00:18:06	00:10:43	
2	DESCHAMPS Este	38	08:08:40	00:16:19	00:10:50	
3	PION-ROUX Patric	37	08:10:27	00:21:20	00:10:70	
4	BOISSELAT Ludovi	36	08:03:66	00:17:43	00:11:84	
5	GANE Fabrice	36	08:11:06	00:17:43	00:11:98	
6	LEORAT Sylvain	35	08:15:48	00:18:01	00:11:77	
7	GIRARDIN Damien	34	08:11:57	00:18:72	00:11:86	

Manche 3 SerieE

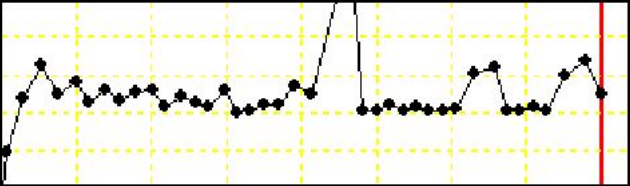
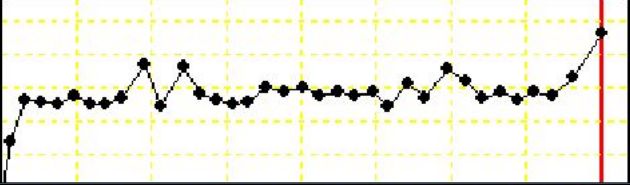
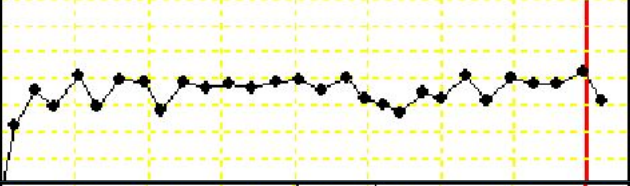
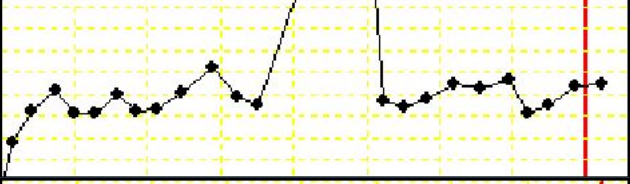



05/12/2017

PI	Pilote	To	Temps	Max	Min	Graphe
1	DAMIANI Lucas	36	08:07:29	00:17:89	00:11:42	
2	LAPLACE Romain	36	08:20:46	00:21:19	00:11:85	
3	ALVES Filipe	32	08:02:87	00:21:99	00:09:68	
4	PREVOST Stéphan	32	08:08:49	00:24:80	00:12:04	
5	DUPRE Bryan	29	08:00:26	00:27:61	00:11:19	
6	CHEVROLAT Rich	26	07:01:34	00:23:27	00:12:09	
7	CAPRILI Pierre Ale	14	03:37:97	00:20:21	00:11:73	

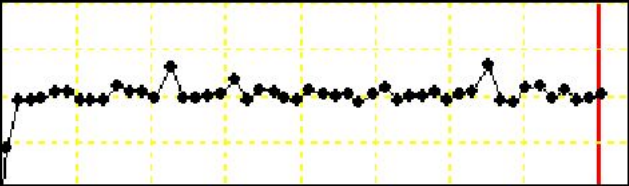

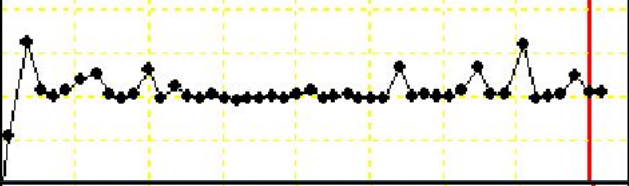
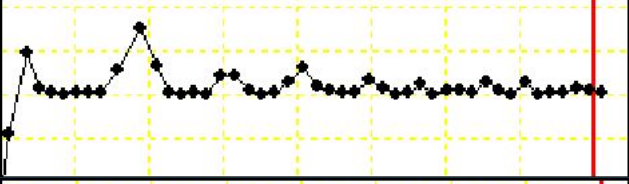
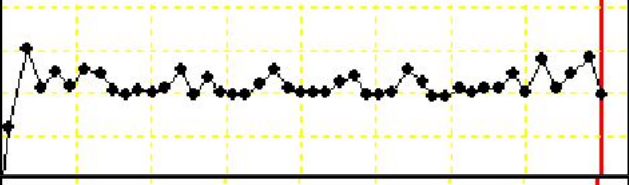
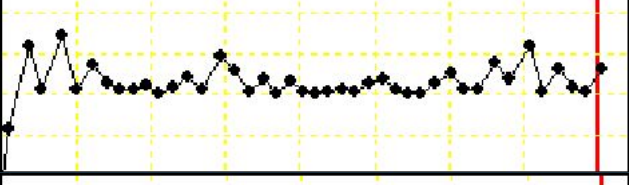

Manche 3 SerieF

PI	Pilote	To	Temps	Max	Min	Graphe
1	BESSET Cyril	39	08:07:49	00:16:73	00:10:41	
2	SAUTAREL Christo	36	08:11:03	00:17:73	00:11:84	
3	DAMIANI Fabrice	31	08:06:43	00:20:83	00:12:23	
4	JAMES Pascal	30	08:09:57	00:21:53	00:13:15	
5	MARTELIN Mateo	27	08:03:70	00:26:16	00:13:22	
6	JANTZEN Eric	27	08:17:80	00:24:34	00:12:95	
7	PILATO Polo	1	00:59:20	00:52:09	00:52:09	

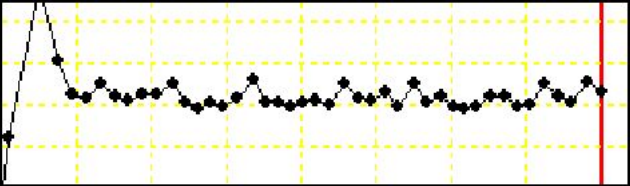
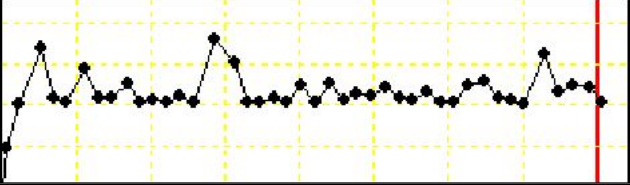
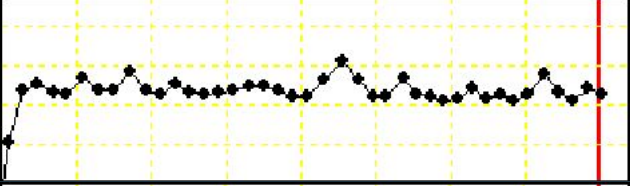
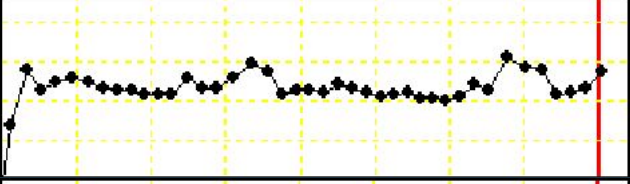
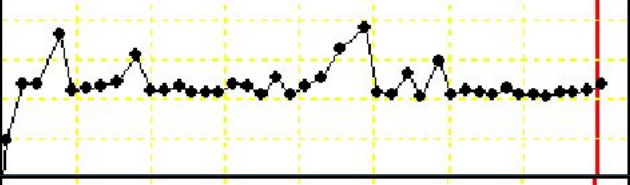
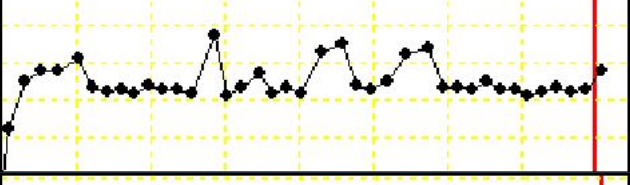

Manche 3 SerieG

PI	Pilote	To	Temps	Max	Min	Graphe
1	MEARINI Renaud	38	08:00:11	00:32:41	00:10:03	
2	DELORME Alain	33	08:00:53	00:23:21	00:11:97	
3	DUPRE Christophe	27	08:12:23	00:21:11	00:13:46	
4	CHENAILLE Eric	22	08:13:73	01:25:48	00:15:27	
5	ROLLANDEZ Gilles	-1	00:00:00	00:00:00	59:59:99	
6	BOISSELAT Rayan	-1	00:00:00	00:00:00	59:59:99	
7	MORIAUD Youen	-1	00:00:00	00:00:00	59:59:99	

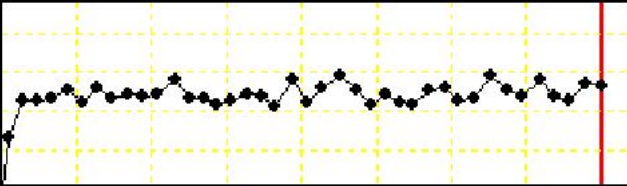
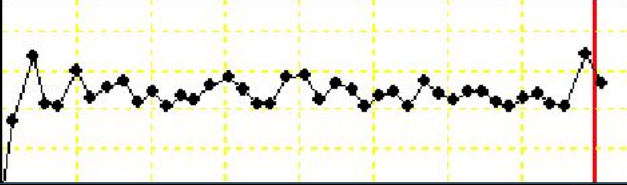
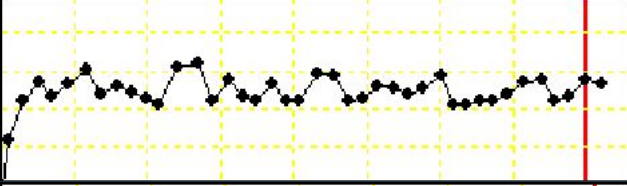
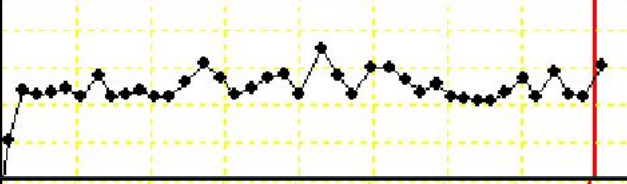
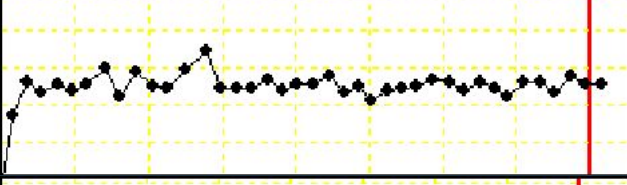
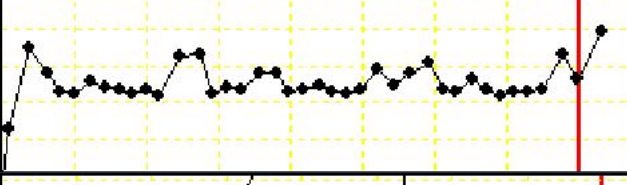

Manche 4 SerieA

PI	Pilote	To	Temps	Max	Min	Graphe
1	BARIOT Patrick	47	08:02:16	00:13:35	00:09:31	
2	MOME David	45	08:03:16	00:12:97	00:09:61	
3	FILLOUX Pierre	45	08:09:76	00:16:30	00:09:62	
4	DELORME Bastien	44	08:06:32	00:17:53	00:09:87	
5	MARTELIN Christo	43	08:00:65	00:15:28	00:09:58	
6	FLAMENT Sebastei	41	08:02:82	00:17:31	00:09:99	
7	HEURTEL Anthony	32	06:26:53	00:16:90	00:09:81	

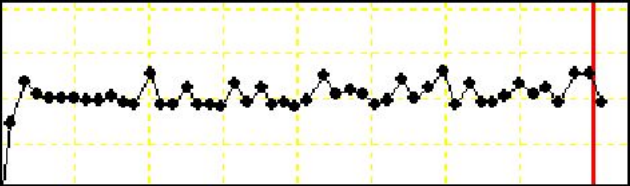
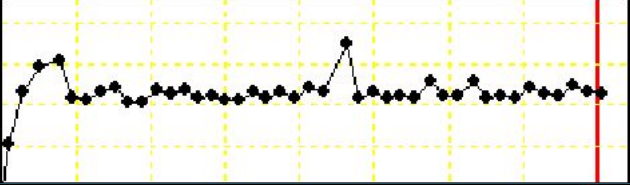
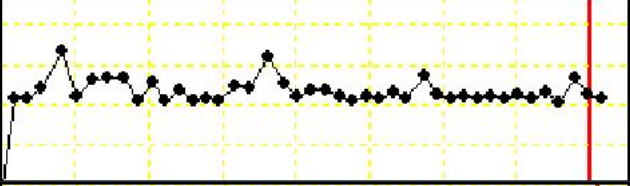
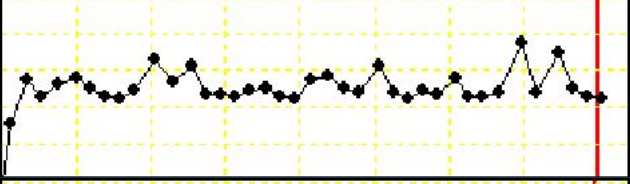
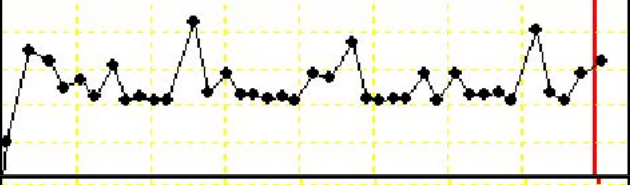
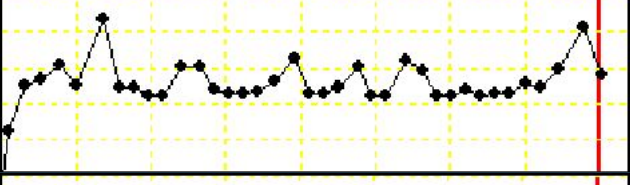

Manche 4 SerieB

PI	Pilote	To	Temps	Max	Min	Graphe
1	PEDRI Christophe	42	08:00:44	00:24:67	00:09:55	
2	COELHO Yoann	41	08:03:75	00:18:01	00:10:09	
3	GANE Jonah	40	08:00:94	00:15:47	00:10:45	
4	WATRELOT Micha	40	08:01:95	00:15:49	00:10:10	
5	JOLY PRAT Mathis	40	08:03:17	00:19:02	00:10:41	
6	DESCHAMPS Eric	38	08:04:91	00:18:53	00:10:63	
7	THIBAUT Olivier	14	03:11:36	00:19:05	00:09:75	

Manche 4 SerieC

PI	Pilote	To	Temps	Max	Min	Graphe
1	JANTZEN Néo	39	08:00:25	00:14:65	00:10:60	
2	MEARINI Renaud	39	08:04:85	00:17:09	00:10:31	
3	BESSET Cyril	39	08:12:68	00:15:97	00:10:46	
4	MATHIEU Lionel	38	08:05:63	00:17:65	00:10:70	
5	ROLLANDEZ Nola	38	08:09:67	00:17:21	00:10:50	
6	DALLIERE Jean-Pi	38	08:19:13	00:19:76	00:11:01	
7	DESCHAMPS Este	13	05:24:68	02:29:42	00:10:69	

Manche 4 SerieD

PI	Pilote	To	Temps	Max	Min	Graphe
1	PION-ROUX Loris	46	08:06:62	00:13:11	00:09:14	
2	BERNIN Franck	41	08:03:22	00:17:48	00:10:31	
3	WOLFF Stephane	41	08:09:74	00:16:60	00:10:36	
4	DAMIANI Lucas	37	08:02:72	00:18:82	00:11:11	
5	PION-ROUX Patric	37	08:04:45	00:21:34	00:10:50	
6	COELHO Lucas	36	08:01:49	00:21:90	00:10:99	
7	BOISSELAT Ludovi	31	08:03:82	00:25:25	00:11:94	

Manche 4 SerieE

PI	Pilote	To	Temps	Max	Min	Graphe
1	SAUTAREL Christo	36	08:04:25	00:18:68	00:11:87	
2	LAPLACE Romain	35	08:10:07	00:19:49	00:12:22	
3	ALVES Filipe	35	08:12:59	00:23:13	00:11:91	
4	GANE Fabrice	35	08:14:79	00:18:22	00:12:09	
5	GIRARDIN Damien	32	08:00:55	00:20:96	00:11:26	
6	LEORAT Sylvain	26	08:00:86	00:42:27	00:12:01	
7	DELORME Alain	10	08:07:20	02:52:84	00:13:20	

Manche 4 SerieF

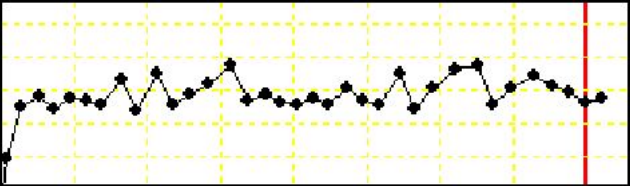
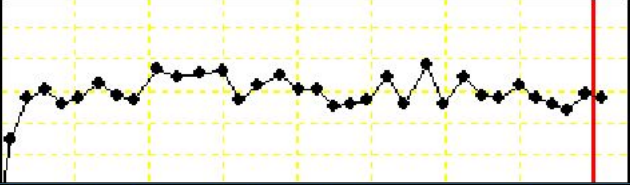
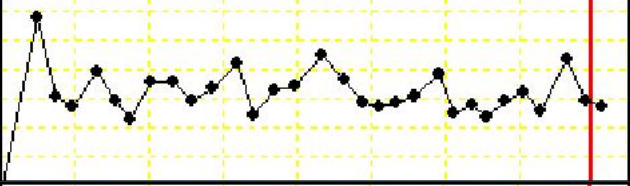
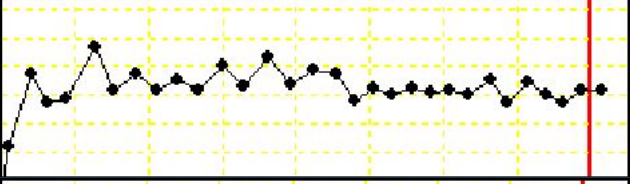
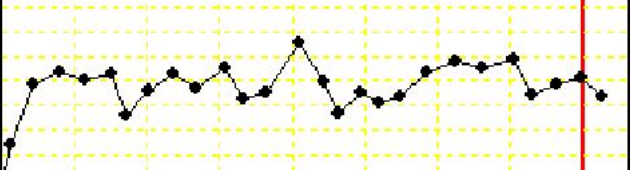
PI	Pilote	To	Temps	Max	Min	Graphe
1	PREVOST Stéphan	35	08:01:22	00:19:12	00:11:91	
2	CAPRILI Pierre Ale	34	08:03:31	00:23:82	00:11:63	
3	PILATO Polo	34	08:12:42	00:18:51	00:12:11	
4	DAMIANI Fabrice	33	08:07:30	00:19:39	00:12:08	
5	CHEVROLAT Rich	33	08:12:42	00:22:08	00:11:74	
6	DUPRE Bryan	32	07:59:01	00:21:47	00:11:72	
7	JAMES Pascal	6	01:52:35	00:24:72	00:14:68	

Manche 4 SerieG

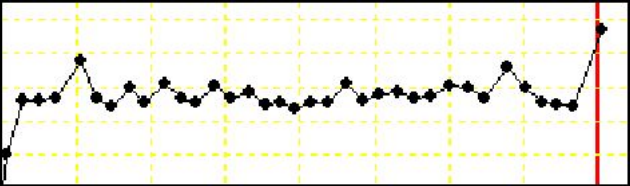
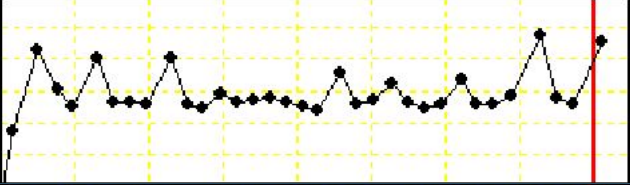
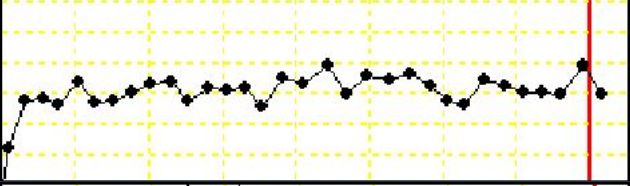
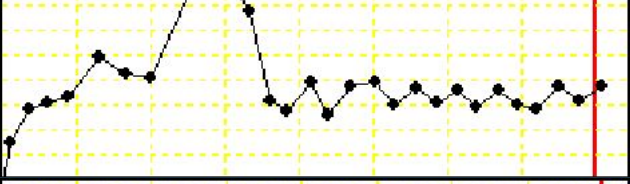

05/12/2017

PI	Pilote	To	Temps	Max	Min	Graphe
1	MORIAUD Youen	41	08:09:00	00:15:09	00:09:87	
2	ROLLANDEZ Gilles	33	08:04:45	00:32:85	00:11:06	
3	BOISSELAT Rayan	28	08:12:49	00:31:67	00:12:49	
4	MARTELIN Mateo	27	08:03:05	00:22:57	00:13:42	
5	DUPRE Christophe	25	08:12:00	00:25:73	00:15:30	
6	JANTZEN Eric	24	08:07:60	00:47:98	00:14:58	
7	CHENAILLE Eric	13	04:48:56	00:27:98	00:16:71	

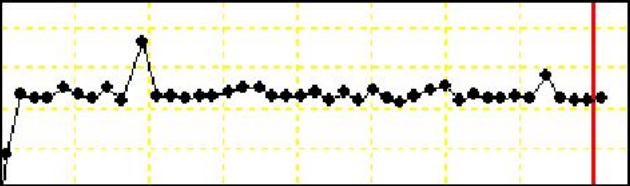
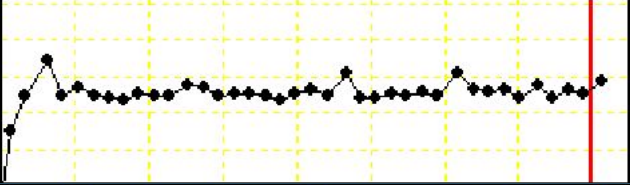
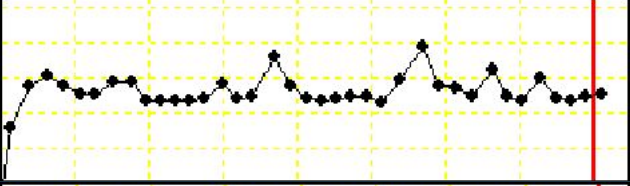
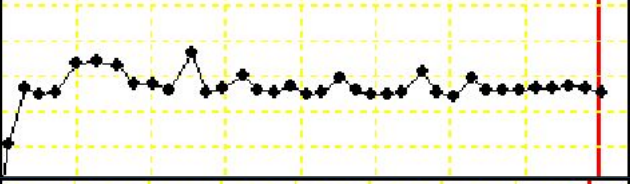
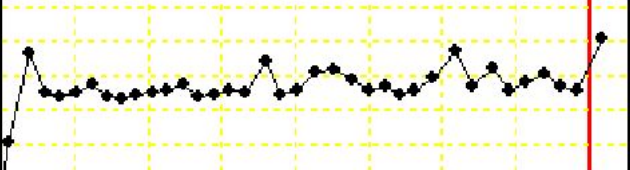
Phase finale 1 Serie A 4 T

PI	Pilote	To	Temps	Max	Min	Graphe
1	ALVES Filipe	34	08:13:26	00:18:64	00:11:81	
2	BOISSELAT Rayan	32	08:06:87	00:19:16	00:11:89	
3	DUPRE Bryan	29	08:07:51	00:22:55	00:11:52	
4	MARTELIN Mateo	29	08:09:53	00:23:54	00:13:59	
5	DUPRE Christophe	25	08:15:88	00:27:93	00:13:13	

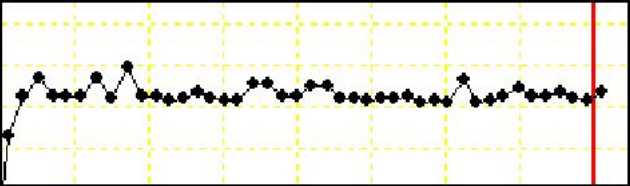
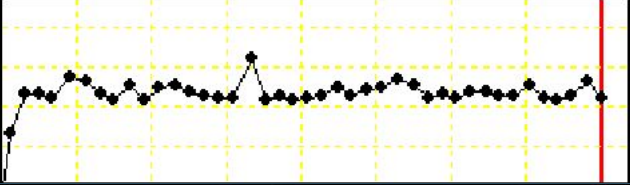
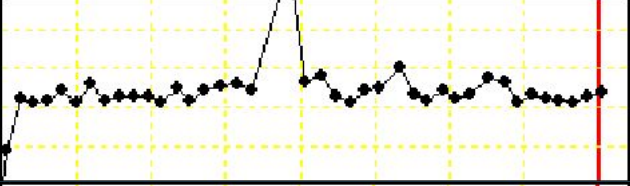
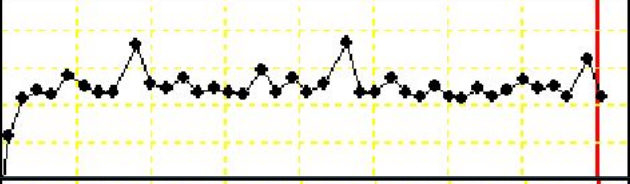
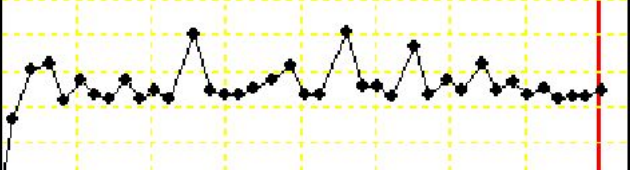
Phase finale 1 Serie C 3 P

PI	Pilote	To	Temps	Max	Min	Graphe
1	DAMIANI Fabrice	34	08:02:95	00:23:56	00:11:82	
2	DELORME Alain	32	08:06:45	00:23:86	00:11:94	
3	CHENAILLE Eric	31	08:10:07	00:19:57	00:12:85	
4	JANTZEN Eric	25	08:05:67	00:46:76	00:13:21	
5	JAMES Pascal	7	02:05:26	00:22:03	00:13:98	

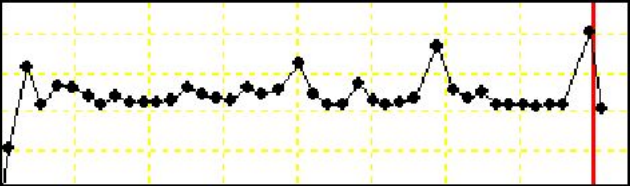

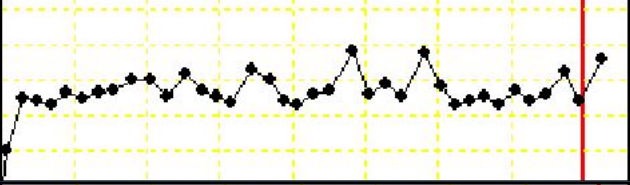
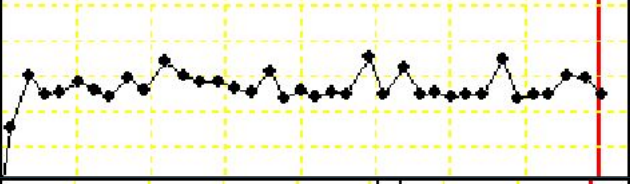
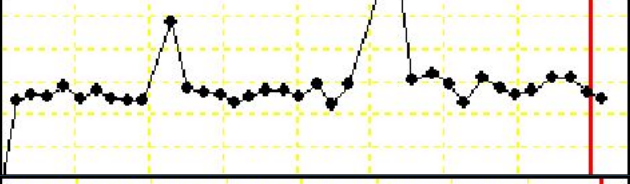

Phase finale 1 Serie B 3 P

PI	Pilote	To	Temps	Max	Min	Graphe
1	COELHO Lucas	41	08:06:13	00:18:20	00:10:79	
2	LEORAT Sylvain	37	08:07:89	00:17:37	00:11:87	
3	PREVOST Stéphan	36	08:06:93	00:19:37	00:11:53	
4	GANE Fabrice	35	08:01:84	00:18:28	00:12:06	
5	BOISSELAT Ludovi	35	08:10:61	00:20:53	00:11:62	

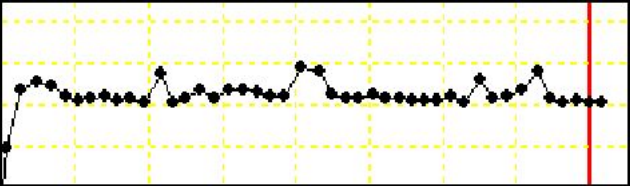
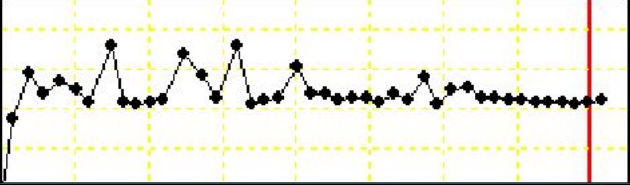
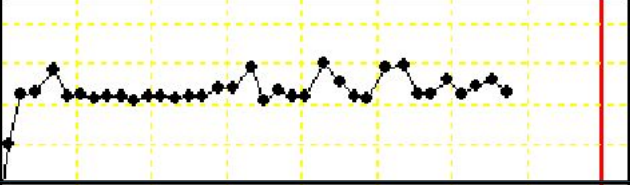
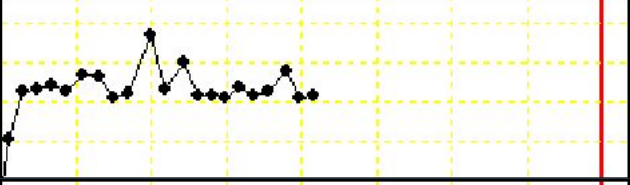
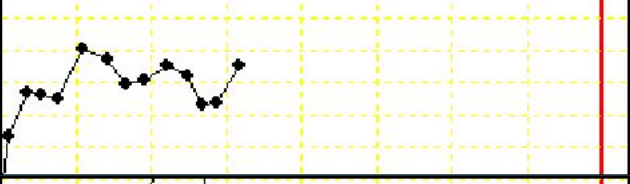

Phase finale 1 Serie A 3 Pr

PI	Pilote	To	Temps	Max	Min	Graphe
1	JOLY PRAT Mathis	42	08:06:48	00:14:69	00:10:47	
2	ROLLANDEZ Nola	40	08:00:68	00:15:98	00:10:82	
3	GANE Jonah	39	08:02:30	00:28:67	00:10:62	
4	DAMIANI Lucas	38	08:03:90	00:18:27	00:10:90	
5	DALLIERE Jean-Pi	36	08:01:49	00:20:46	00:10:74	

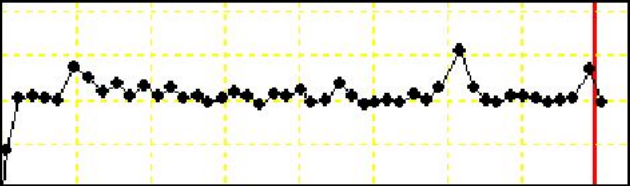
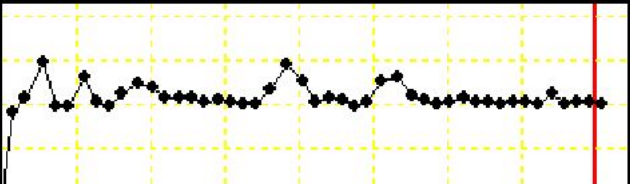
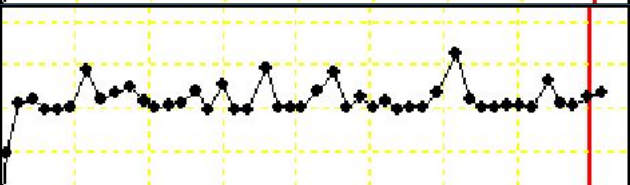

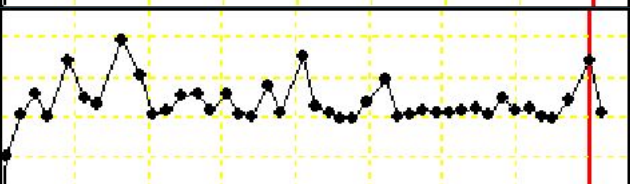
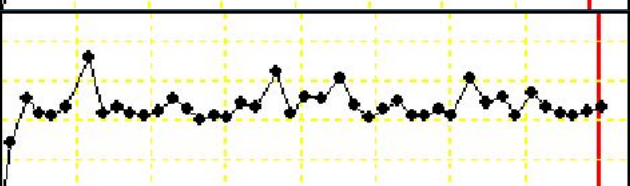
Phase finale 1 Serie C 2 O

PI	Pilote	To	Temps	Max	Min	Graphe
1	CAPRILI Pierre Ale	39	08:06:44	00:20:34	00:10:48	
2	LAPLACE Romain	36	08:10:13	00:16:96	00:11:86	
3	SAUTAREL Christo	36	08:15:52	00:19:10	00:11:43	
4	PILATO Polo	35	08:01:80	00:17:55	00:11:88	
5	GIRARDIN Damien	33	08:08:97	00:36:17	00:11:38	
6	CHEVROLAT Rich	31	07:10:01	00:19:49	00:11:43	

Phase finale 1 Serie B 2 O

PI	Pilote	To	Temps	Max	Min	Graphe
1	BERNIN Franck	43	08:09:85	00:14:47	00:10:21	
2	PION-ROUX Patric	40	08:09:21	00:17:94	00:10:47	
3	BESSET Cyril	34	06:44:87	00:15:10	00:10:32	
4	DESCHAMPS Eric	20	04:08:74	00:18:65	00:10:55	
5	MATHIEU Lionel	12	03:09:70	00:20:20	00:11:59	
6	DESCHAMPS Este	2	02:54:30	02:31:64	00:14:60	


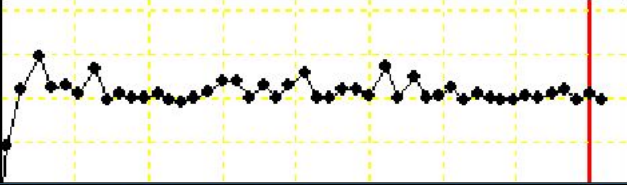
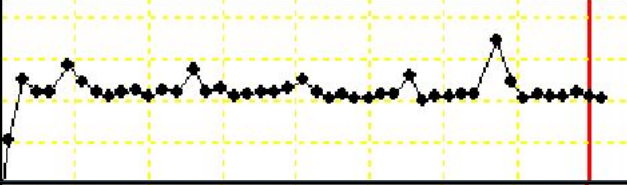

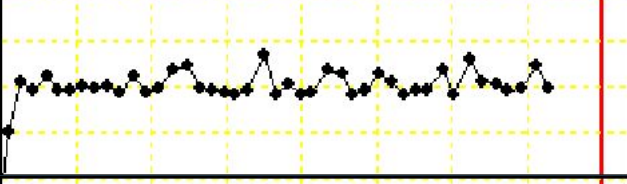

Phase finale 1 Serie A 2 O

PI	Pilote	To	Temps	Max	Min	Graphe
1	MARTELIN Christo	45	08:04:99	00:15:59	00:09:50	
2	PEDRI Christophe	44	08:04:43	00:14:73	00:09:67	
3	FILLOUX Pierre	44	08:09:53	00:16:37	00:09:67	
4	JANTZEN Néo	43	08:07:30	00:16:69	00:10:09	
5	COELHO Yoann	41	08:10:35	00:19:55	00:09:60	
6	WATRELOT Micha	40	08:01:34	00:17:75	00:10:07	

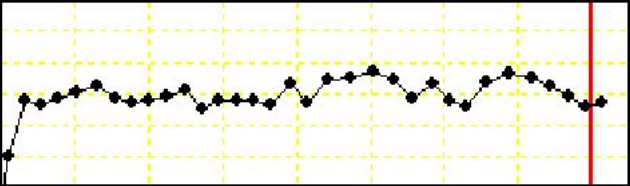
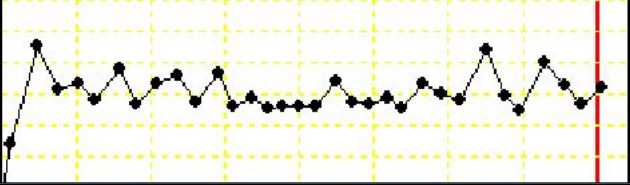
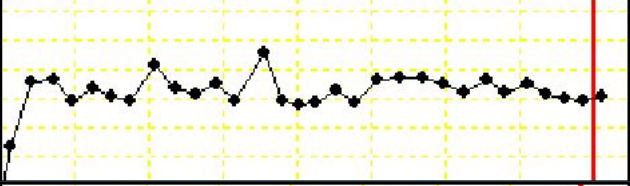
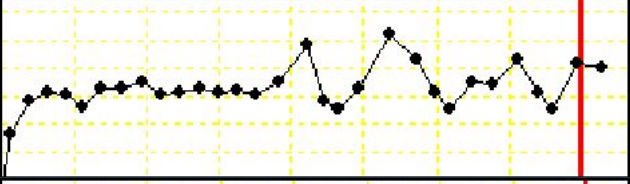

Phase finale 1 Serie B 1 S

PI	Pilote	To	Temps	Max	Min	Graphe
1	MORIAUD Youen	45	08:03:96	00:13:44	00:09:65	
2	WOLFF Stephane	43	08:06:52	00:15:31	00:10:05	
3	HEURTEL Anthony	43	08:06:91	00:19:11	00:09:56	
4	MEARINI Renaud	40	08:04:20	00:18:63	00:10:04	
5	ROLLANDEZ Gilles	14	08:07:56	00:26:97	00:10:34	

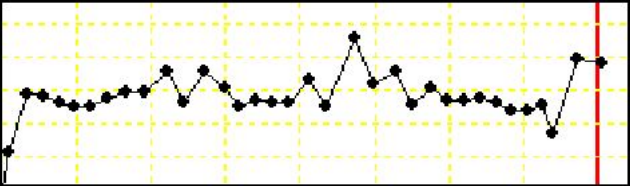
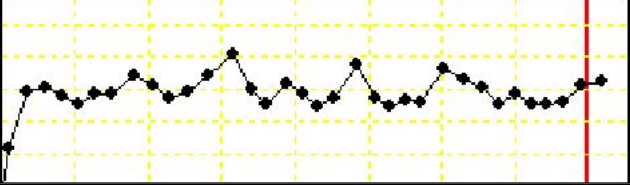
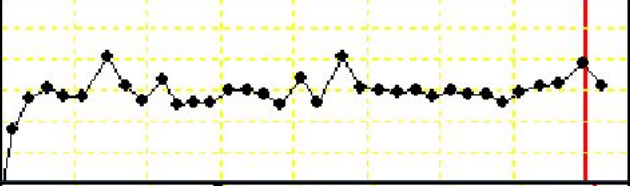
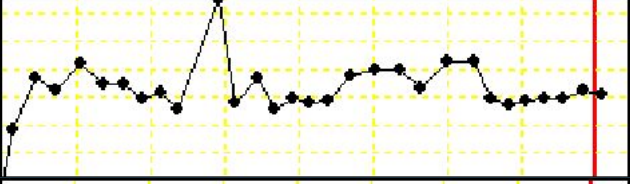
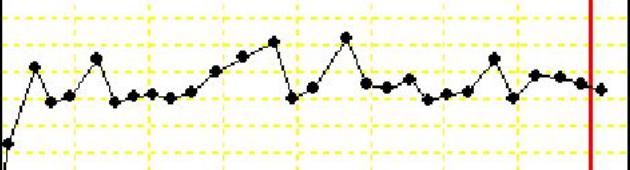
Phase finale 1 Serie A 1 S

PI	Pilote	To	Temps	Max	Min	Graphe
1	BARIOT Patrick	47	08:08:50	00:13:60	00:09:26	
2	MOME David	45	08:09:79	00:14:66	00:09:56	
3	FLAMENT Sebastien	43	08:09:44	00:17:10	00:09:95	
4	DELORME Bastien	43	08:12:07	00:19:79	00:09:80	
5	PION-ROUX Loris	42	07:17:06	00:13:53	00:09:06	
6	THIBAUT Olivier	-1	00:00:00	00:00:00	59:59:99	

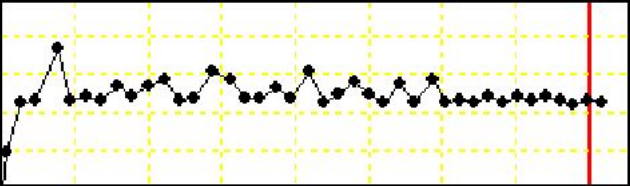
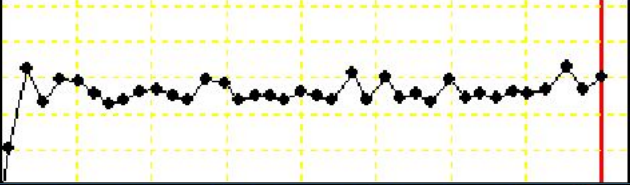
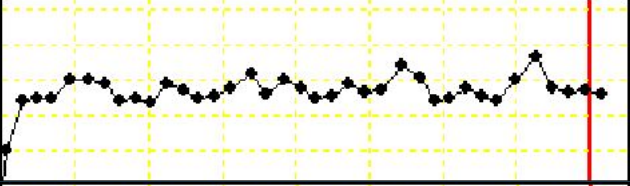
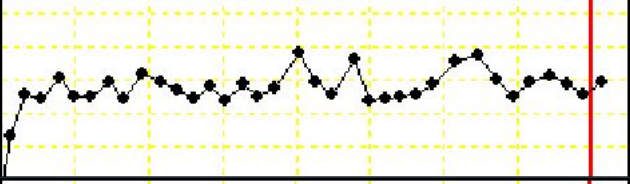
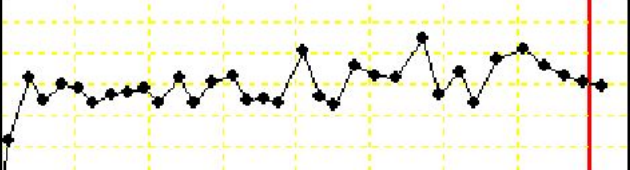
Phase finale 2 Serie A 4 T

PI	Pilote	To	Temps	Max	Min	Graphe
1	BOISSELAT Rayan	32	08:08:24	00:18:73	00:12:74	
2	ALVES Filipe	31	08:03:63	00:22:67	00:12:31	
3	MARTELIN Mateo	29	08:05:83	00:22:82	00:13:78	
4	DUPRE Bryan	29	08:17:02	00:26:08	00:12:52	
5	DUPRE Christophe	26	08:13:33	00:24:41	00:13:93	

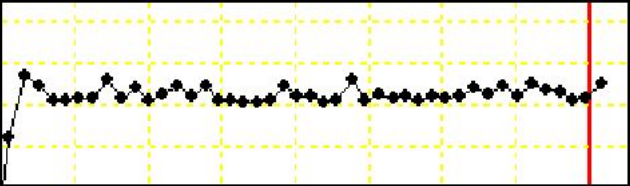
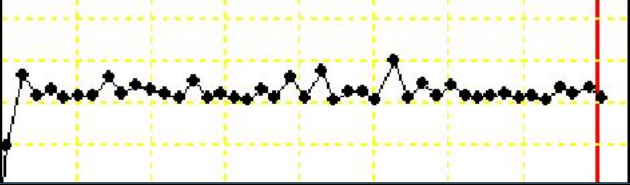

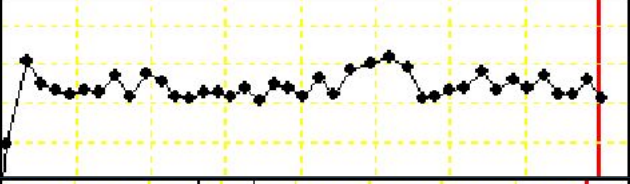

Phase finale 2 Serie C 3 P

PI	Pilote	To	Temps	Max	Min	Graphe
1	DELORME Alain	33	08:02:85	00:22:81	00:08:49	
2	DAMIANI Fabrice	33	08:10:86	00:20:33	00:12:29	
3	CHENAILLE Eric	32	08:12:88	00:20:42	00:12:69	
4	JANTZEN Eric	28	08:04:20	00:32:60	00:12:74	
5	JAMES Pascal	27	08:08:29	00:25:98	00:14:14	

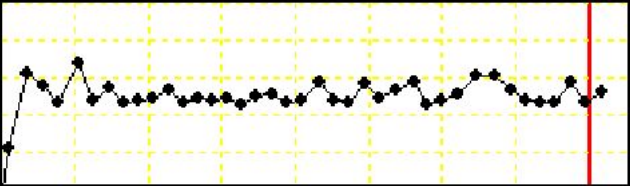
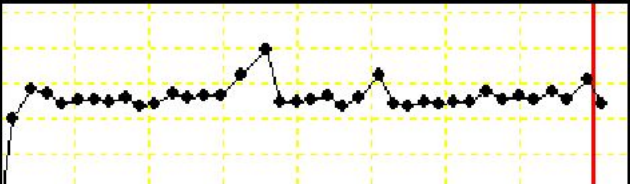
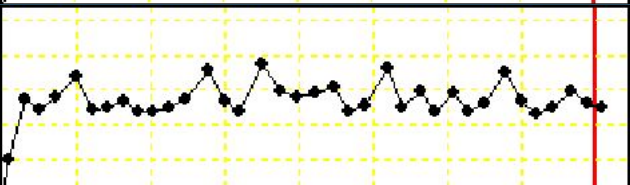
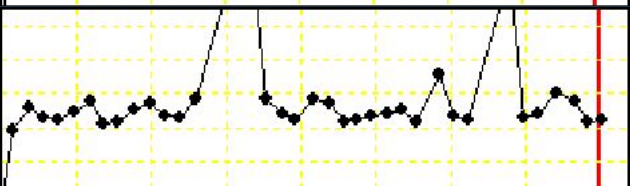
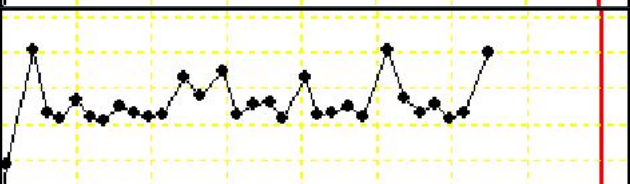

Phase finale 2 Serie B 3 P

PI	Pilote	To	Temps	Max	Min	Graphe
1	DAMIANI Lucas	39	08:10:79	00:18:39	00:11:14	
2	PREVOST Stéphane	36	08:00:59	00:16:55	00:11:29	
3	LEORAT Sylvain	36	08:10:25	00:18:02	00:11:68	
4	GANE Fabrice	34	08:08:75	00:19:01	00:11:95	
5	BOISSELAT Ludovi	32	08:09:42	00:22:14	00:11:85	


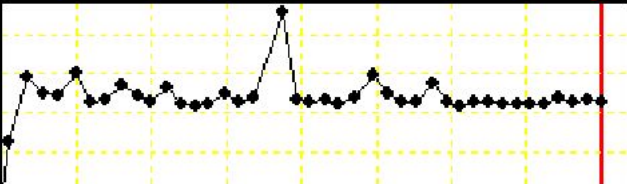
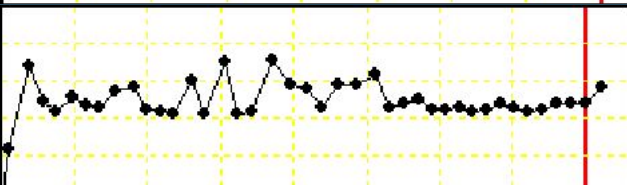
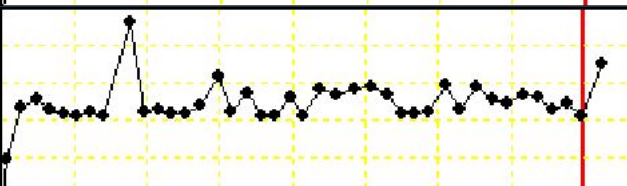
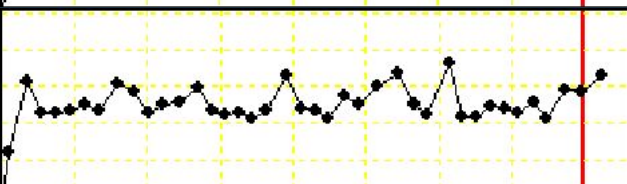

Phase finale 2 Serie A 3 Pr

PI	Pilote	To	Temps	Max	Min	Graphe
1	GANE Jonah	43	08:10:32	00:13:49	00:10:24	
2	JOLY PRAT Mathis	42	08:03:61	00:15:17	00:10:30	
3	COELHO Lucas	42	08:04:17	00:14:59	00:10:52	
4	ROLLANDEZ Nola	39	08:01:77	00:15:91	00:10:34	
5	DALLIERE Jean-Pi	34	08:11:08	00:57:89	00:10:55	

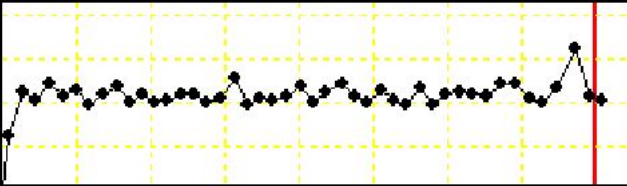
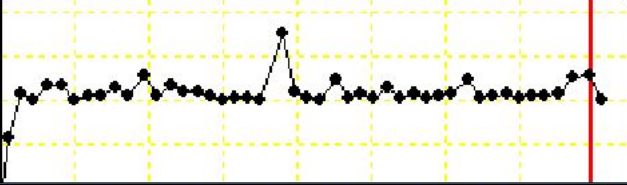
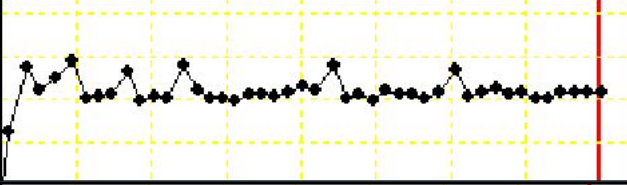
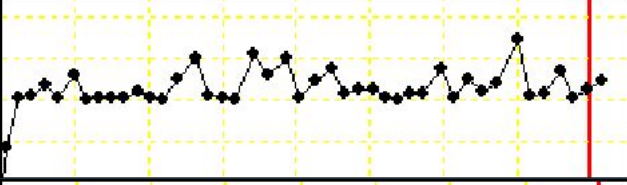
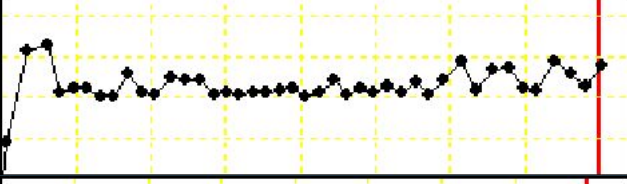
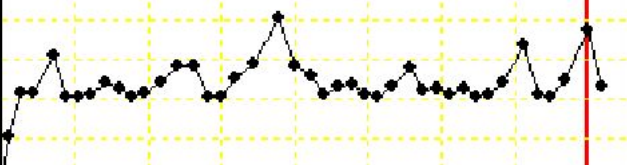
Phase finale 2 Serie C 2 O

PI	Pilote	To	Temps	Max	Min	Graphe
1	PILATO Polo	38	08:10:65	00:16:86	00:11:34	
2	LAPLACE Romain	36	08:05:88	00:19:58	00:11:71	
3	SAUTAREL Christo	35	08:04:43	00:18:78	00:11:56	
4	GIRARDIN Damien	34	08:01:00	00:41:60	00:10:65	
5	CAPRILI Pierre Ale	29	06:29:68	00:20:46	00:10:47	
6	CHEVROLAT Rich	17	04:32:73	00:21:92	00:11:06	

Phase finale 2 Serie B 2 O

PI	Pilote	To	Temps	Max	Min	Graphe
1	WATRELOT Micha	42	08:07:05	00:14:31	00:10:40	
2	MATHIEU Lionel	39	08:00:35	00:22:70	00:10:74	
3	PION-ROUX Patric	39	08:13:56	00:17:62	00:10:45	
4	BESSET Cyril	39	08:15:29	00:22:91	00:10:65	
5	DESCHAMPS Este	38	08:14:60	00:18:15	00:10:51	
6	DESCHAMPS Eric	4	01:06:22	00:15:83	00:14:91	

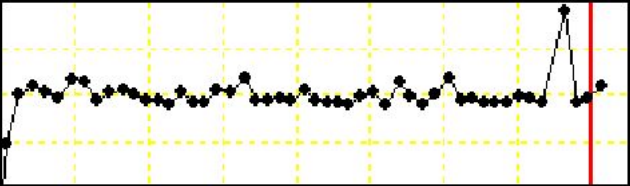
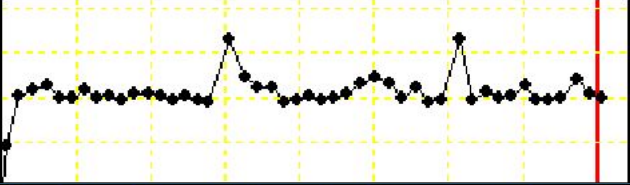

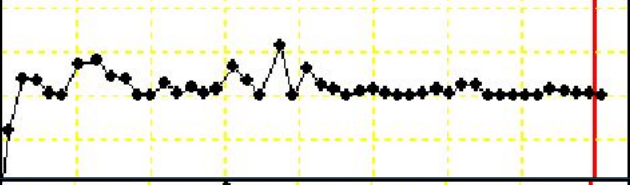
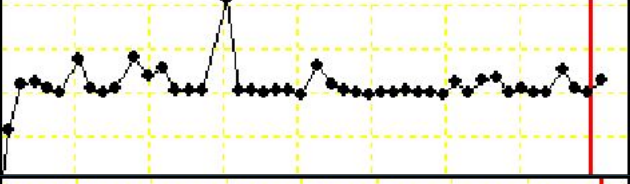
Phase finale 2 Serie A 2 O

PI	Pilote	To	Temps	Max	Min	Graphe
1	COELHO Yoann	44	08:05:07	00:16:27	00:09:63	
2	JANTZEN Néo	44	08:07:53	00:17:58	00:09:93	
3	PEDRI Christophe	43	08:00:96	00:14:35	00:09:89	
4	FILLOUX Pierre	42	08:09:31	00:17:35	00:09:99	
5	MARTELIN Christo	41	08:01:85	00:16:54	00:10:06	
6	BERNIN Franck	40	08:11:53	00:20:45	00:10:13	

Phase finale 2 Serie B 1 S

PI	Pilote	To	Temps	Max	Min	Graphe
1	WOLFF Stephane	43	08:03:22	00:13:14	00:10:40	
2	FLAMENT Sebastien	41	08:10:29	00:24:53	00:10:10	
3	MEARINI Renaud	40	08:00:13	00:20:93	00:09:95	
4	ROLLANDEZ Gilles	15	03:11:28	00:15:69	00:10:11	
5	THIBAUT Olivier	-1	00:00:00	00:00:00	59:59:99	

Phase finale 2 Serie A 1 S

PI	Pilote	To	Temps	Max	Min	Graphe
1	PION-ROUX Loris	48	08:08:81	00:18:99	00:08:97	
2	MOME David	45	08:03:66	00:16:54	00:09:55	
3	MORIAUD Youen	44	08:02:66	00:16:73	00:09:76	
4	HEURTEL Anthony	44	08:05:67	00:15:67	00:09:84	
5	DELORME Bastien	44	08:07:57	00:20:81	00:09:79	
6	BARIOT Patrick	36	06:30:06	00:13:90	00:09:39	